



AZALEAS



FACTS

Grow Zone: 4 - 8

Family: Ericaceae

Genus: Rhododendron

Subgenus: Pentanthera & Azaleastrum

Native To: East Asia (evergreen), Europe & North America (deciduous)

Mature Height: 2' - 8'

Mature Width: 2' - 8'

Type: Evergreen or Deciduous Flowering Shrub

Growth Habit: Upright, mounding, compact

Foliage: Glossy, thin lanceolate leaves with smooth edges. Elepidotes with no scales

Flowers: Showy, funnel-shaped fragrant flowers, Bloom in spring (some rebloom). Wide color range.

Propagation: Graftings, Seeds, Cuttings

Why We Love Azaleas:

Azaleas are truly enchanting. These beloved flowering shrubs have been cultivated for so long there are over 10,000 known cultivars derived from nearly 800 different Rhododendron species. Azaleas are the prize jewel of many gardens for their breathtaking fragrant flowers and their adaptability in the garden.

LIGHT

Full to partial sun.

Morning sun and afternoon shade is ideal for most, some can burn in too much sun.

Encores & Exbury prefer more light.

Heavy shade affects blooms & growth.

WATER

Keep evenly moist in well-draining soil. Do not let dry out or sit in standing water.

Water once top inch of soil is dry. Mulch well. Water at base of plant, not on leaves.

SOIL

Neutral to acidic well-draining, loamy soil.




Use a balanced 15-15-15 fertilizer or Espoma Holly-tone after blooms are spent.

FYI: Azaleas have a more shallow & more sensitive root system than other flowering shrubs. Use flower shape, stamen count, and leaf structure to differentiate from Rhododendrons.

INTERESTING VARIETIES:

- Rhododendron indicum 'Coral Bells'
- Rhododendron x obtusum 'Blaaw's Pink'
- Rhododendron eriocarpum 'Gumpo White' (Satsuki hybrid)
- Azalea x 'Hino-Crimson' (Kurume hybrid)
- Azalea Exbury x 'Mandarin Lights'
- Encore® Autumn Bonfire™ Rhododendron 'Robleza' PPIP (& Encore series)
- Rhododendron x 'Bloom-A-Thon® Red' Reblooming Azalea (& Bloom-A-Thon series)

Call & visit for more tips:

 (301) 218-4769
 2410 N Crain Hwy, Bowie, MD, 20716
 patuxentnursery.com