



CAMBRIDGE

2016 PRODUCT LINE SPECS

& New Product News

The "Buzz" is Loud & Clear! Outdoor Lifestyling™ ... From the Brand Homeowners Know & Trust!

New Colors...

SOUTH BEACH COLLECTION


5 Special Order Pastels Available On All Pavingstones
See them all listed on Page 4

Four More...

SOLIDS & BLENDS

For More Mix 'n' Matching... With Surprising New Shades

Featured On National TV!



With Our Natural Stone

A Trio of Values

ARMORTEC® ADVANTAGE
Only Cambridge Pavers have it!

COLOR THROUGHOUT
...every pavingstone we make!

LTD. LIFETIME WARRANTY
Transferable when home is sold!

New Collection...

NATURAL STONE NOW... "BEST OF BOTH WORLDS"

Concrete AND Premium Quarried
Your customer's choice... Pages 8 and 9



New Shapes...

SHERWOOD COLLECTION EXPANDED TIMBER STONE — FOR A HARDWOOD LOOK

Plus Nor Stone, River Rock, Belgium 5 Pc. ArmorTec® and New LedgeStone Smooth Kit & Shapes



New Cambridge Add-Ons...

TOP-OFF YOUR COMPETITIVE EDGE BOOST YOUR BOTTOM LINE

2 New Pergolas! 4 LED accent lights, Fire Pit Insert and Fire/Water Combo for customizing a design/build



“LedgeStone Design Kits... YOUR best sellers 9 years running. Now available in smooth!”

— Charles H. Gamarekian
Chairman/CEO of Cambridge Pavers Inc.



ORDER/DISPATCH FAX:
201.933.2230

CUSTOMER PICK UP FAX:
201.933.5912





PHONE:
201.933.5000





FIND US ONLINE:
cambridgepavers.com














THE SHERWOOD COLLECTION

With Premium Level, Architectural Surface Finishes.

PAVINGSTONE SHAPE	LEDGESTONE 4 1/2 x 9 	LEDGESTONE SMOOTH 4 1/2 x 9  <i>New for 2016!</i>	LEDGESTONE 18 x 18 	LEDGESTONE SMOOTH 18 x 18  <i>New for 2016!</i>
ACTUAL SIZE IN INCHES 2 3/8 Thick - unless noted	4 17/32 x 9 3/32	4 17/32 x 9 3/32	18 3/16 x 18 3/16	18 3/16 x 18 3/16
WEIGHT PER CUBE	1,782 Lbs.	1,782 Lbs.	2,411 Lbs. - Pallet Incl.	2,411 Lbs. - Pallet Incl.
SQUARE FT. PER CUBE	66 (Linear Ft. • Soldier: 90.6 Sailor: 181.9)	66 (Linear Ft. • Soldier: 90.6 Sailor: 181.9)	88	88
PIECES PER CUBE	240	240	40	40
SQUARE FT. PER BAND	13.10	13.10	44	44
PIECES PER BAND	48	48	20	20
BANDS PER CUBE	5	5	2	2
PRICE PER SQUARE FOOT	Canyon • Sandstone S/C Lite • Coal • Mocha Bluestone Blend • Driftwood	S/C Lite • Sandstone Bluestone Blend	Desert Beige • Riverbed • Canyon • S/C Lite Limestone QB • Sandstone • Redrock Blend Bluestone Blend • Montauk Blue Vermont Slate • Driftwood	S/C Lite • Sandstone Bluestone Blend






PAVINGSTONE SHAPE	LEDGESTONE 3-PC. DESIGN KIT  With Natural Clefts Found In Bluestone	LEDGESTONE SMOOTH 3-PC. DESIGN KIT  <i>New for 2016!</i>	LEDGESTONE XL 3-PC. DESIGN KIT  With Intense Natural Clefts Found In Bluestone	XL SMOOTH 3-PC. DESIGN KIT 	LEDGESTONE 9 x 9, 9 x 18 & 18 x 18 DESIGN KIT 
ACTUAL SIZE IN INCHES 2 3/8 Thick - unless noted	9 3/32 x 13 5/8 • 50 pcs. 9 3/32 x 9 3/32 • 60 pcs. 4 17/32 x 9 3/32 • 130 pcs.	9 3/32 x 13 5/8 • 50 pcs. 9 3/32 x 9 3/32 • 60 pcs. 4 17/32 x 9 3/32 • 130 pcs.	15 3/4 x 23 5/8 • 20 pcs. 15 3/4 x 15 3/4 • 30 pcs. 7 7/8 x 15 3/4 • 30 pcs.	15 3/4 x 23 5/8 • 20 pcs. 15 3/4 x 15 3/4 • 30 pcs. 7 7/8 x 15 3/4 • 30 pcs.	18 3/16 x 18 3/16 • 20 pcs. 9 3/32 x 18 3/16 • 20 pcs. 9 3/32 x 9 3/32 • 40 pcs.
WEIGHT PER CUBE	3,078 Lbs.	3,078 Lbs.	3,538 Lbs. - Pallet Incl.	3,538 Lbs. - Pallet Incl.	2,524 Lbs. - Pallet Incl.
SQUARE FT. PER CUBE	114	114	129	129	92
PIECES PER CUBE	240	240	80	80	80
SQUARE FT. PER BAND	Ledgestone 3-PC. Design Kit will install as a module with the 9 x 9, 9 x 18 & 18 x 18 Design Kit.	N/A	N/A	N/A	N/A
PIECES PER BAND		N/A	N/A	N/A	N/A
BANDS PER CUBE		N/A	N/A	N/A	N/A
PRICE PER SQUARE FOOT	Desert Beige • Riverbed • Canyon • S/C Lite Limestone QB • Sandstone • Redrock Blend Bluestone Blend • Montauk Blue Vermont Slate • Driftwood	S/C Lite • Sandstone Bluestone Blend	Desert Beige • Riverbed • S/C Lite Limestone QB • Sandstone • Redrock Blend Bluestone Blend • Montauk Blue Vermont Slate • Driftwood	Riverbed • Limestone QB S/C Lite • Sandstone Bluestone Blend Driftwood • Purple Haze	Desert Beige • Riverbed Limestone QB • S/C Lite • Sandstone Bluestone Blend Vermont Slate

PAVINGSTONE SHAPE	LEDGESTONE XL 15 3/4 x 23 5/8 	XL SMOOTH 15 3/4 x 23 5/8 	XL SMOOTH CIRCLE DESIGN KIT 	LEDGESTONE CIRCLE DESIGN KIT 
ACTUAL SIZE IN INCHES 2 3/8 Thick - unless noted	15 3/4 x 23 5/8	15 3/4 x 23 5/8	Circle Stones 7 Special Shapes (10.33 Ft. Diam.)	Circle Stones 7 Special Shapes (10.33 Ft. Diam.)
WEIGHT PER CUBE	2,816 Lbs. - Pallet Incl.	2,816 Lbs. - Pallet Incl.	3,010 Lbs. - Pallet Incl.	3,010 Lbs. - Pallet Incl.
SQUARE FT. PER CUBE	103	103	110	110
PIECES PER CUBE	40	40	170	170
SQUARE FT. PER BAND	51.5	51.5	Large Scale Circle! The 7 Special Shapes Have a length of 8.8" With widths up to 13.9"	
PIECES PER BAND	20	20		
BANDS PER CUBE	2	2		
PRICE PER SQUARE FOOT	Riverbed • Limestone QB S/C Lite • Sandstone Bluestone Blend	Riverbed • Limestone QB S/C Lite • Sandstone Bluestone Blend	S/C Lite • Riverbed Sandstone • Limestone Quarry Bluestone Blend	Canyon • S/C Lite Sandstone Bluestone Blend

PAVINGSTONE SHAPE	CAST STONE SLABS 3-PC. DESIGN KIT*	BRICK ALLEY CAST STONE	BELGIUM CAST STONE 5-PC. DESIGN KIT	BELGIUM 5-PC. DESIGN KIT	RIVER ROCK	NOR STONE 4-PC. DESIGN KIT	TIMBER STONE 4-PC. DESIGN KIT
							
	New for 2016!						
ACTUAL SIZE IN INCHES 2 3/8 Thick - unless noted	20 x 30 • 7 pcs. (39%) 20 x 20 • 9 pcs. (33%) 10 x 20 • 15 pcs. (28%)	2 1/2 x 7 3/4	5x5 • 5x6 • 5x6 1/2 5x7 1/2 • 5x8 1/2	5x5 • 5x6 • 5x6 1/2 5x7 1/2 • 5x8 1/2	7 Various Sizes	3 1/8" Thick 7 31/64 x 25 19/23 7 31/64 x 21 21/32 7 31/64 x 17 23/32 7 31/64 x 13 25/32	3 1/8" Thick 7 31/64 x 25 19/23 7 31/64 x 21 21/32 7 31/64 x 17 23/32 7 31/64 x 13 25/32
WEIGHT PER CUBE	2,039 Lbs. - Pallet Incl.	1,235 Lbs. - Pallet Incl.	2,651 Lbs. - Pallet Incl.	2,835 Lbs.	2,349 Lbs. - Pallet Incl.	3,430 Lbs.	3,430 Lbs. - Pallet Incl.
SQUARE FT. PER CUBE	75	42	98	105	87	98	98
PIECES PER CUBE	31	300	420	450	522	96	96
SQUARE FT. PER BAND	N/A	N/A	Permeable Pavement The Belgium 5-Pc. Design Kits can also be utilized for permeable applications		N/A	N/A	3 New Colors! Ironwood Cottonwood Birchwood
PIECES PER BAND	N/A	N/A			N/A	N/A	
BANDS PER CUBE	N/A	N/A			N/A	N/A	
PRICE PER SQUARE FOOT	Bluestone Blend		Midnight Onyx	Coal • Mocha S/C Lite	Coal • Mocha	S/C Lite	
						Driftwood	
	*Cast Stone products should not be compacted.						







THE ROUNDTABLE COLLECTION

Straight-Sided Shapes With Rolled, Beveled Edges & Dimpled, Embossed Surfaces.

PAVINGSTONE SHAPE	4 1/2 x 6 For Borders & Circle Design Kit Extension Only	6 x 6	6 x 9	CIRCLE DESIGN KIT	RANDOM DESIGN KIT
					
ACTUAL SIZE IN INCHES 2 3/8 Thick - unless noted	4 3/8 x 5 13/16	6 x 6	6 x 9	Circle Stones I, II, III, IV, V & VI (8.5 Ft. Diam.)	3 x 6 (13%) • 4 1/2 x 6 (20%) 6 x 6 (27%) • 6 x 9 (40%)
WEIGHT PER CUBE	1,647 Lbs.	2,835 Lbs.	3,051 Lbs.	1,728 Lbs.	3,051 Lbs.
SQUARE FT. PER CUBE	61	105	113	64	113
PIECES PER CUBE	336	420	300	360	480
SQUARE FT. PER BAND	8.7	15.00	22.60	N/A	N/A
PIECES PER BAND	48	60	60	N/A	N/A
BANDS PER CUBE	7	7	5	N/A	N/A
PRICE PER SQUARE FOOT		Canyon • S/C Lite • Redrock Blend Sandstone • Limestone Quarry • Coal • Mocha	Canyon • S/C Lite • Redrock Blend Sandstone • Limestone Quarry • Coal • Mocha	Canyon Sandstone	
		Bluestone Montauk Blue	Bluestone Montauk Blue		

THE KINGSCOURT COLLECTION







Classic, Straight-Sided Shapes With Smooth Flat Surfaces.







PAVINGSTONE SHAPE	4 x 8 HOLLAND	HOLLAND II Custom Order Only	6 X 6	6 X 9	8 X 8	12 X 12 Custom Order Only
						
ACTUAL SIZE IN INCHES 2 3/8 Thick - unless noted	4 x 8	3 1/8" Thick 4 x 8	6 x 6	6 x 9	8 x 8	12 x 12
WEIGHT PER CUBE	3,267 Lbs.	3,395 Lbs.	2,835 Lbs.	3,051 Lbs.	2,889 Lbs.	3,240 Lbs.
SQUARE FT. PER CUBE	121	97	105	113	107	120
PIECES PER CUBE	540	432	420	300	240	120
SQUARE FT. PER BAND	20.10	16.10	15.00	22.60	17.80	30.00
PIECES PER BAND	90	72	60	60	40	30
BANDS PER CUBE	6	6	7	5	6	4
PRICE PER SQUARE FOOT	Shell (Custom)		S/C Lite • Sandstone	S/C Lite • Sandstone		
			Bluestone Blend	Bluestone Blend		

NOTE: Products designated as "Custom Order Only" are not in our inventory and are therefore, made per order.

THE RENAISSANCE COLLECTION




Aged Cambridge Shapes & Design Kits That Offer The Look Of Natural Stone.

PAVINGSTONE SHAPE	4 x 8 HOLLAND 	6 x 6 	6 x 9 	12 x 12 Custom Order Only 	6 x 12 BULLNOSE 	OLDE ENGLISH PAVER 3-PC. DESIGN KIT 
ACTUAL SIZE IN INCHES 2 3/8 Thick - unless noted	4 x 8	6 x 6	6 x 9	12 x 12	6 x 12	8 1/4 x 13 3/4 • 80 pcs. (59%) 6 13/16 x 8 1/4 • 70 pcs. (26%) 4 1/16 x 6 13/16 • 80 pcs. (15%)
WEIGHT PER CUBE	3,267 Lbs.	2,835 Lbs.	3,051 Lbs.	3,240 Lbs.	1,944 Lbs.	2,889 Lbs.
SQUARE FT. PER CUBE	121	105	113	120	72	107
PIECES PER CUBE	540	420	300	120	144	230
SQUARE FT. PER BAND	20.10	15.00	22.60	30.00	18.00	N/A
PIECES PER BAND	90	60	60	30	36	N/A
BANDS PER CUBE	6	7	5	4	4	N/A
PRICE PER SQUARE FOOT		S/C Lite • Sandstone	S/C Lite • Sandstone		Canyon (Custom) Sandstone Bluestone Blend (Custom)	S/C Lite • Sandstone

PAVINGSTONE SHAPE	CIRCLE DESIGN KIT 	RANDOM DESIGN KIT 	RENAISSANCE V 5-PC. DESIGN KIT 	LEDGESTONE 3-PC. DESIGN KIT Special Order Only 	LEDGESTONE CIRCLE DESIGN KIT Special Order Only 	LEDGESTONE 18 X 18 Special Order Only 
ACTUAL SIZE IN INCHES 2 3/8 Thick - unless noted	Circle Stones I, II, III, IV, V & VI (8.5 Ft. Diam.)	3 x 6 (13%) 4 1/2 x 6 (20%) 6 x 6 (27%) 6 x 9 (40%)	11.8 x 11.8 • 30 pcs. 5.9 x 11.8 • 100 pcs. 5.9 x 8.85 • 80 pcs. 5.9 x 5.9 • 20 pcs. 3 x 5.9 • 40 pcs.	9 3/32 x 13 5/8 • 50 pcs. 9 3/32 x 9 3/32 • 60 pcs. 4 7/32 x 9 3/32 • 130 pcs.	Circle Stones 7 Special Shapes (10.33 Ft. Diam.)	18 3/16 x 18 3/16
WEIGHT PER CUBE	1,728 Lbs.	3,051 Lbs.	3,159 Lbs.	3,078 Lbs.	3,010 Lbs. - Pallet Incl.	2,411 Lbs. - Pallet Incl.
SQUARE FT. PER CUBE	64	113	117	114	110	88
PIECES PER CUBE	360	480	270	240	170	40
SQUARE FT. PER BAND	N/A	N/A	N/A	N/A	Large Scale Circle! The 7 Special Shapes Have a length of 8.8" With widths up to 13.9"	44
PIECES PER BAND	N/A	N/A	N/A	N/A		20
BANDS PER CUBE	N/A	N/A	N/A	N/A		2
PRICE PER SQUARE FOOT	Sandstone		S/C Lite • Sandstone Bluestone Blend	Special Order Only - Please Call For Pricing & Production Scheduling		

THE EXCALIBUR COLLECTION

Angled Shapes With Beveled Edges & Flat Surfaces.

PAVINGSTONE SHAPE	COBBLE I 	COBBLE I EDGER 	DIAMOND 
ACTUAL SIZE IN INCHES 2 3/8 Thick - unless noted	6 3/16 x 8 13/16	4 5/16 x 8 13/16	5 11/16 x 13 23/32
WEIGHT PER CUBE	2,997 Lbs.	2,997 Lbs.	2,565 Lbs.
SQUARE FT. PER CUBE	111	111	95
PIECES PER CUBE	400	500	240
SQUARE FT. PER BAND	22.20	22.20	23.75
PIECES PER BAND	80	100	60
BANDS PER CUBE	5	5	4
PRICE PER SQ. FOOT			



SouthBeach collection
with ARMORTEC

New for 2016!






NEW! SOUTH BEACH COLLECTION

Are you looking for unique, one-of-a-kind pavingstone colors? Well the search is over! The South Beach Collection brings soft, pastel shades that are as lively as Ocean Drive. Don't settle for ordinary when you can have "extra-ordinary." Treat them as an accent or use them how you wish on a whole pavement project, because there are no rules when creating a beach party! All of our pavers are available in South Beach colors through special order only (3 cube minimum order required).

COLOR	Pink Sands	Sun Rays	Sea Green	Violet Mist	Sky Blue
UPCHARGE					

THE CRUSADER COLLECTION

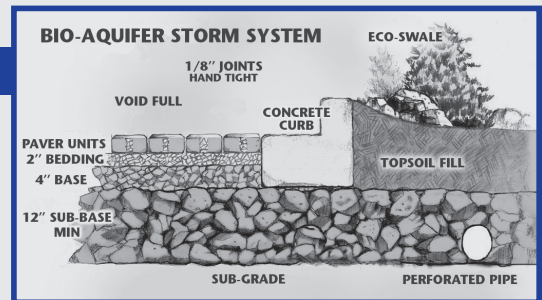
For Special Structural, Landscape & Pavement Applications & Hardscape Solutions.






PAVINGSTONE SHAPE	4 x 12 BULLNOSE	6 x 12 BULLNOSE	LEDGESTONE CAST STONE*	HOLLAND	ADA PAVER
					
ACTUAL SIZE IN INCHES 2 3/8" Thick - unless noted	3 7/8 x 12	6 x 12	19 x 19 • 7 pcs. 18 25/32 x 16 1/2 • 7 pcs. 15 7/8 x 13 3/4 • 14 pcs. 11 3/4 x 9 3/8 • 14 pcs.	4 x 8	4 x 8
WEIGHT PER CUBE	2,106 Lbs.	2,106 Lbs.	Pieces are all 12 1/2" Deep • 2 3/8" Thick All four pieces are conveniently packaged on one pallet. One cube contains 7 corner units that can be used as a right or left corner, and as regular units. Straight, curved, circular and serpentine designs can be easily created with these four larger configurations - three trapezoidal and one square. Made of cast stone with deep, bluestone-like clefts derived from actual bluestone molds, this multi-use option can be used for pool coping, steps, wall caps and pavingstone borders. Sahara/Chestnut, Toffee/Onyx, Onyx/Natural, Bluestone, Dark Chestnut, Sandstone, Sage & Rose Linear Ft. Per Cube: 50 • Pieces Per Cube: 42 Total Weight: 1,622 lbs. - Pallet Incl.	3,267 Lbs.	1,971 Lbs.
SQUARE FT. PER CUBE	78	78		121	73
PIECES PER CUBE	234	156		540	324
SQUARE FT. PER BAND	26.00	26.00		20.10	12.10
PIECES PER BAND	78	52		90	54
BANDS PER CUBE	3	3		6	6
PRICE PER SQUARE FOOT		Canyon • Coal • Mocha S/C Lite • Sandstone Bluestone Blend	Price Per Linear Foot	Bluestone Blend	*Cast Stone products should not be compacted.

PERMEABLE PAVEMENT SYSTEMS

Ledgestone Permeable 3-Pc. Design Kit & Aqua-Bric Type 1 with ArmorTec are specially designed for rapid removal of stormwater. Minimal openings make walking more comfortable while allowing for natural stormwater drainage and groundwater recharge. Retention ponds are eliminated. Maximum strength for driveways, parking lots and roads with key ecological benefits, curb appeal and convenient access for maintenance. Aqua-Bric is also available in The Renaissance Collection. **The Belgium Cast Stone 5-Pc. Design Kit is also designed for permeable applications.**

Pavingstones are laid out in a variety of patterns with gravel between them. Below the pavers typically sits a 12 in. to 24 in. sub-base of stones (depth requirements vary), a 4 in. deep base of 1/4 in. to 1/2 in. clean gravel, and a 2 in. bedding sand of 1/8 in. to 1/2 in. grits (see diagram).



PAVINGSTONE SHAPE	LEDGESTONE PERMEABLE 3-PC. DESIGN KIT	AQUA-BRIC TYPE 1 Custom Order Only	TURFSTONE Custom Order Only	LEDGESTONE PERMEABLE 6 x 9 <i>New for 2016!</i>	LEDGESTONE SMOOTH PERMEABLE 6 x 9 <i>New for 2016!</i>
					
ACTUAL SIZE IN INCHES 3 1/8" Thick - unless noted	4 17/32 x 4 17/32 • 112 pcs. 4 17/32 x 9 3/32 • 152 pcs. 9 3/32 x 9 3/32 • 56 pcs.	4 15/16 x 9 7/8	15 3/4 x 23 5/8	6 x 9	6 x 9
WEIGHT PER CUBE	3,220 Lbs.	2,660 Lbs.	2,241 Lbs.	3,150 Lbs.	3,150 Lbs.
SQUARE FT. PER CUBE	92	76	83	90	90
PIECES PER CUBE	320	224	32	240	240
SQUARE FT. PER BAND	N/A	18.90	N/A	18	18
PIECES PER BAND	N/A	56	N/A	48	48
BANDS PER CUBE	N/A	4	N/A	5	5
PRICE PER SQUARE FOOT	S/C Lite • Riverbed Limestone Quarry Blend Bluestone Blend	Crusader Renaissance		S/C Lite	S/C Lite

GENERAL PRICING NOTES

PICK-UP CHARGE (When Your Customer Picks Up At Cambridge Center):

Add..... Per Pick-Up (Vans & Cars Not Permitted)
PALLET (Non-Returnable)..... Each

ALL RETURNS (Prior Approval Required)

A. Restocking Charge 20%
B. Trucking Charge..... Amt. Based On Location

DELIVERY TO JOB SITE:

Minimum Of 12 Cubes (Pavingstones) / Minimum 14 Pallets (Wallstones)




DELIVERY TO DISTRIBUTOR'S YARD:





Minimum Of 16 Cubes (Pavingstones) / 14 Pallets (Wallstones). Truck reservations must be accompanied by a faxed order using a Cambridge order form. For delivery to a job site, recipient must meet truck.




All dimensions quoted in these specifications are nominal and are for guidance only. Actual sizes will vary, particularly on the products designed to replicate natural stone which have features such as riven profiles and fettled edges. The sizes and quantities provided on these pages usually allow a nominal 5mm or more of sand joint width.

NOTE: 1 sq. ft. of 2 3/8 in. thick pavingstones equals approx. 27 lbs. Example: 100 sq. ft. / one cube = 2,700 lbs.

All Wallstones are sold with Pallets included except Olde English Double-Sided Tumbled Wall & Radius Wall.

WALLSTONE	OLDE ENGLISH™ DOUBLE-SIDED TUMBLED WALL			OLDE ENGLISH™ DOUBLE-SIDED TUMBLED RADIUS WALL			PYZIQUE® DOUBLE-SIDED <i>One Unit Creates Wall, Corner & Cap. Max. Wall Height: 3 Ft. Front & Back Side Can Be Used For Inside Or Outside Radius.</i>			
ACTUAL SIZE IN INCHES	4H x 8D x 12L		Rear Face: 4H x 8D x 7 ³ / ₄ L Front Face: 4H x 8D x 11 ¹ / ₂ L		Rear Face: 4H x 9D x 7L Front Face: 4H x 9D x 11L					
FACE SQ. FT. PER BLOCK	.33		Front Face .32		Rear Face .22		Back Side: .19		Front Side: .31	
FACE SQ. FT. PER PALLET	32		31		30 Face Sq. Ft • 90 Lin. Ft <i>(Double-Sided Straight Wall)</i>					
WEIGHT PER CUBE	2,880 Lbs. <i>(30 Lbs. Per Pc.)</i>		2,496 Lbs. <i>(26 Lbs. Per Pc.)</i>		3,201 Lbs. <i>(26.3 Lbs. Per Pc.)</i>					
DEGREES FROM VERTICAL	0°		0°		0° Or Optional ⁵ / ₈ " Setback (9°)					
UNITS PER PALLET	96		96		120					
STYLE	N/A		N/A		SPLIT FACE		RENAISSANCE			
PRICE PER PIECE										
	Sandstone Blend • Riverbed • S/C Lite • Limestone QB • Coal • Mocha		Sandstone Blend • Riverbed • S/C Lite • Limestone QB		Sandstone Blend					
	Bluestone Blend		Bluestone Blend		Bluestone Blend					


WALLSTONE	CAMBRIDGE LEDGESTONE SINGLE-SIDED WALLSTONE	CAMBRIDGE LEDGESTONE WALLSTONE CORNER	CAMBRIDGE LEDGESTONE DOUBLE-SIDED RADIUS WALL	CAMBRIDGE LEDGESTONE RADIUS WALLSTONE CORNER
				
	With Natural Stone Look			
ACTUAL SIZE IN INCHES	4H x 8D x 12L	4H x 8D x 12L	Rear Face: 4H x 8D x 7 ³ / ₄ L Front Face: 4H x 8D x 11 ¹ / ₂ L	4H x 4D x 8L
FACE SQ. FT. PER BLOCK	.33	N/A	Front Face .32	Rear Face .22
FACE SQ. FT. PER PALLET	32	N/A	31	N/A
WEIGHT PER CUBE	2,925 Lbs. <i>(30 Lbs. Per Pc.)</i>	1,485 Lbs. <i>(30 Lbs. Per Pc.)</i>	2,541 Lbs. <i>(26 Lbs. Per Pc.)</i>	405 Lbs. <i>(10 Lbs. Per Pc.)</i>
DEGREES FROM VERTICAL	0°	0°	0°	0°
UNITS PER PALLET	96	48	96	36
PRICE PER PIECE				
	Sandstone Blend	Sandstone Blend	Sandstone Blend	Sandstone Blend
	Bluestone Blend	Bluestone Blend	Bluestone Blend	Bluestone Blend

WALLSTONE	MAYTRX 6"™ DOUBLE-SIDED 	MAYTRX 3"™ DOUBLE-SIDED 	CAMBRIDGE 6"™ STRETCHER STONE 	
ACTUAL SIZE IN INCHES	All: 6H x 10D A: 10W / 12W B: 10W / 6W X: 8W / 4W Y: 10W / 8W	All: 3H x 10D A: 10W / 12W B: 10W / 6W X: 8W / 4W Y: 10W / 8W	6H x 10D Front Face: 16" • Rear Face: 12"	
FACE SQ. FT. PER PALLET	Single Sided 33.4		Single Sided 32.0	
FACE SQ. FT. PER BLOCK	Designed To Be Sold By Full Cube Or Layer. Weight Per Pallet: 2,960 Lbs. Double-Sided: 7.09 Face Sq. Ft. Per Layer Single-Sided: 8.35 Face Sq. Ft. Per Layer 0° or Optional 3/4" Setback (7.1°)		0.66	0.58
WEIGHT PER CUBE	Designed To Be Sold By Full Cube Or Layer. Weight Per Pallet: 2,940 Lbs. Double-Sided: 3.55 Face Sq. Ft. Per Layer Single-Sided: 4.17 Face Sq. Ft. Per Layer 0° or Optional 3/8" Setback (7.1°)		2,920 Lbs. (60 Lbs. Per Pc.)	
DEGREES FROM VERTICAL	0° or Optional 3/4" Setback (7.1°)		0° Or Optional 3/4" Setback (7.1°)	
UNITS PER PALLET	A: 20 • B: 20 • X: 20 • Y: 20		48	
STYLE	SPLIT FACE	RENAISSANCE	SPLIT FACE	RENAISSANCE
PRICE PER FACE SQ. FT.				
	Sandstone Blend		Sandstone Blend	
	Bluestone Blend		Bluestone Blend	

MAYTRX® DOUBLE-SIDED, MULTI-FACE DESIGN

4 Basic Wallstones (A, B, X & Y) With Optional Caps, Corners
& Stretcher Stones Available In Split Face Or Renaissance Stone





Available In 3" & 6" Heights







- Maytrx 3" & 6": For walls up to 3 ft. high (without pins) or engineered walls of any height (with pins and geogrid).
- Maytrx 3" & 6" can be mixed and matched for walls up to 3 ft. high (without pins) or engineered walls of any height (with pins and geogrid).
- 1 cube of Maytrx 3" or 6" yields 28.4 double-sided face ft.
- 1 cube of Cambridge Stretcher Stone yields 28 double-sided face ft.








WALLSTONES

All Caps Can Be Used On Pyzique, MaytRx & Sigma

WALLSTONE	SIGMA 6" <i>Bluestone Blend and Sandstone Blend Custom Order Only</i>		SIGMA 8" <i>Bluestone Blend and Sandstone Blend Custom Order Only</i>		CAMBRIDGE DOUBLE-SIDED CAP		CAMBRIDGE SINGLE-SIDED CAP	
								
ACTUAL SIZE IN INCHES	6H x 12D x 16L		8H x 12D x 18L		3H x 13D x 12W		3H x 12D x 18W	
FACE SQ. FT. PER BLOCK	0.67		1		0.25		0.38	
FACE SQ. FT. PER PALLET	32		36		60 - Linear Feet		60 - Linear Feet	
WEIGHT PER CUBE	2,690 Lbs. (55 Lbs. Per Pc.)		2,606 Lbs. (71 Lbs. Per Pc.)		2,200 Lbs. (36 Lbs. Per Pc.)		2,040 Lbs. (50 Lbs. Per Pc.)	
DEGREES FROM VERTICAL	1.7° Option Or 6° Set Back		6°		N/A		N/A	
UNITS PER PALLET	48		36		60		40	
STYLE	SPLIT FACE	RENAISSANCE	SPLIT FACE	RENAISSANCE	SPLIT FACE	RENAISSANCE	SPLIT FACE	RENAISSANCE
PRICE PER PIECE	Sandstone Blend		Sandstone Blend		Coal • Mocha		Coal • Mocha	
	Bluestone Blend		Bluestone Blend		Sandstone Blend		Sandstone Blend	
					Bluestone Blend		Bluestone Blend	

CAMBRIDGE PINS For Engineered Walls	6 1/2"	1 Box = 1,440 Pins / 16 Bags Of 90 Pins Per Bag (Full Boxes Only)	PRICE PER BOX	PRICE EACH
	3 1/4"	1 Box = 1,440 Pins / 16 Bags Of 90 Pins Per Bag (Full Boxes Only)	PRICE PER BOX	PRICE EACH

WALLSTONE	MAYTRX 3" CORNER		MAYTRX 6" CORNER		SIGMA 6" CORNERS <i>Bluestone Blend and Sandstone Blend Custom Order Only</i>		SIGMA 8" CORNERS <i>Bluestone Blend and Sandstone Blend Custom Order Only</i>	
								
ACTUAL SIZE IN INCHES	3H x 6W x 10D Right & Left Corners		6H x 6W x 10D Right & Left Corners		6H x 14D x 8L Right & Left Corners		8H x 14D x 8L Right & Left Corners	
WEIGHT PER CUBE	493 Lbs. (14 Lbs. Per Pc.)		1,837 Lbs. (28 Lbs. Per Pc.)		1,008 Lbs. (56 Lbs. Per Pc.)		1,310 Lbs. (70 Lbs. Per Pc.)	
DEGREES FROM VERTICAL	0°		0°		0°		0°	
UNITS PER PALLET	32		Standard Pack 64		18		18	
STYLE	SPLIT FACE	RENAISSANCE	SPLIT FACE	RENAISSANCE	SPLIT FACE	RENAISSANCE	SPLIT FACE	RENAISSANCE
PRICE PER PIECE	Sandstone Blend		Sandstone Blend		Sandstone Blend		Sandstone Blend	
	Bluestone Blend		Bluestone Blend		Bluestone Blend		Bluestone Blend	

WALLSTONE	CURBSTONE	EDGESTONE	AB STONE <i>Color: Chestnut</i>	AB CAPSTONE <i>Color: Chestnut, Chilton, Earthblend & Tahoe</i>	AB 6° & BLENDSTONE <i>Color: Chestnut, Chilton, Earthblend & Tahoe</i>	AB CORNER <i>Color: Chestnut, Chilton, Earthblend & Tahoe</i>	STAIRCASE FILLER BLOCK <i>Designed To Be Used As Filler Block Behind Staircase Units</i>
							
			Custom Order Only	Custom Order Only	Custom Order Only	Custom Order Only	
ACTUAL SIZE IN INCHES	3 1/2 Thick: 9 H x 8 W	2 3/8 Thick: 8 H x 6 W	8H x 12D x 18L	4H x 12D x 18L	8H x 12D x 18L	8H x 8D x 16L	6H x 8D x 12W
FACE SQ. FT. PER BLOCK	96 Lin. Ft. Per Cube	120 Lin. Ft. Per Cube	1	0.50	1	N/A	N/A
FACE SQ. FT. PER PALLET			40	104 - Linear Feet	40	N/A	N/A
WEIGHT PER CUBE	2,776 Lbs. (19 Lbs. Per Pc.)	2,200 Lbs. (9 Lbs. Per Pc.)	3,050 Lbs. (75 Lbs. Per Pc.)	4,535 Lbs. (65 Lbs. Per Pc.)	3,050 Lbs. (75 Lbs. Per Pc.)	5,090 Lbs. (70 Lbs. Per Pc.)	2,085 Lbs. (34 Lbs. Per Pc.)
DEGREES FROM VERTICAL	144 Pcs. Per Cube	240 Pcs. Per Cube	12°	N/A	6°	12° Modify for 6°	N/A
UNITS PER PALLET			40	69	40	72 (36 Right & 36 Left)	60
PRICE PER PIECE							
PRICE PER CUBE							
PRICE PER PIECE							
PRICE PER CUBE							
PRICE PER PIECE							
PRICE PER CUBE							

NOTE: MaytRx 3" & 6", and Stretcher Stone Walls can be used as vertical walls with pins!

NOTE: Products designated as "Custom Order Only" are not in our inventory and are therefore, made per order.


NATURAL STONE 7-PC DESIGN KIT

NEW! NATURAL STONE 7-PC. PATTERN DESIGN KIT

Create idyllic pavement appeal in numerous, scaled-up applications with Cambridge Natural Stone. These stones add a natural multi-dimensional look to any new, or existing outdoor design. See how natural stone can be the perfect accent for your project on the following page.

Available in Cumberland Brown, Cumberland Grey and Rainbow.

*The quantities provided allow for a nominal 1/2" to 1" or more of joint width.




COLOR	Cumberland Brown	Cumberland Grey	Rainbow
THICKNESS	1 1/4" Thick	1" Thick	1" Thick
WEIGHT PER CUBE	3,508 Lbs.	2,555 Lbs.	2,162 Lbs.
SQUARE FT. PER CUBE*	200	200	200
PRICE PER SQUARE FOOT			

TRAVERTINE 4-PC FRENCH PATTERN DESIGN KIT

NEW! TRAVERTINE 4-PC. FRENCH PATTERN DESIGN KIT

This revered form of limestone with its fibrous and concentric distinctions, has enjoyed a long a prestigious history. Cambridge Travertine is *honed and tumbled* making it a durable, high quality product to use for outdoor living. Now, part of our Natural Stone selections, the 4-pieces that comprise Cambridge Travertine can also be the pavement of choice for outdoors.

Available in Walnut and Silver.



COLOR	Walnut	Silver
THICKNESS	1 1/4" Thick	1 1/4" Thick
WEIGHT PER CUBE	2,750 Lbs.	2,750 Lbs.
SQUARE FT. PER CUBE	176	176
PRICE PER SQUARE FOOT		

TRAVERTINE BULLNOSE TREAD

NEW! TRAVERTINE BULLNOSE TREAD

Use Natural Stone Bullnose Treads for stairs, pool copings, wall caps and more with joint spacing or without and/or glued or without mortar.

Available in Walnut and Silver.

30 Bullnose
Treads of
One Color
(Sold In Full Pallets Only)



COLOR	Walnut	Silver
THICKNESS	2" Thick	2" Thick
WEIGHT PER CUBE	1,750 Lbs.	1,750 Lbs.
TREADS PER CUBE	30	30
PRICE PER TREAD		

NATURAL STONE FLAT COLUMN CAP

CAMBRIDGE NATURAL STONE ROCK FACE FLAT COLUMN CAP

Available in Cumberland Brown, Cumberland Grey and Rainbow.

18 Caps of
One Color
(Sold In Full Pallets Only)



24" x 24" x 2"
and 26" x 26" x 2"



COLOR	Cumberland Brown		Cumberland Grey		Rainbow	
DIMENSIONS - 2" Thick	24" x 24"	26" x 26"	24" x 24"	26" x 26"	24" x 24"	26" x 26"
WEIGHT PER PIECE	114 Lbs.	134 Lbs.	108 Lbs.	126 Lbs.	91 Lbs.	106 Lbs.
WEIGHT PER PALLET	2,052 Lbs.	2,412 Lbs.	1,944 Lbs.	2,268 Lbs.	1,638 Lbs.	1,908 Lbs.
PRICE PER CAP						

NATURAL STONE TREAD

CAMBRIDGE NATURAL STONE ROCK FACE FLAT TREAD

Available in Cumberland Brown, Cumberland Grey and Rainbow.



12" x 48" x 2"

12" x 60" x 2"

12" x 72" x 2"

15 Treads of
One Color
(Sold In Full Pallets Only)

12 Treads of
One Color
(Sold In Full Pallets Only)

12 Treads of
One Color
(Sold In Full Pallets Only)



COLOR	Cumberland Brown			Cumberland Grey			Rainbow		
DIMENSIONS - 2" Thick	12" x 48"	12" x 60"	12" x 72"	12" x 48"	12" x 60"	12" x 72"	12" x 48"	12" x 60"	12" x 72"
WEIGHT PER TREAD	136 Lbs.	145 Lbs.	170 Lbs.	112 Lbs.	140 Lbs.	165 Lbs.	95 Lbs.	118 Lbs.	140 Lbs.
WEIGHT PER PALLET	2,040 Lbs.	1,740 Lbs.	2,040 Lbs.	1,680 Lbs.	1,680 Lbs.	1,980 Lbs.	1,425 Lbs.	1,416 Lbs.	1,680 Lbs.
PRICE PER TREAD									

NATURAL STONE STEP

CAMBRIDGE NATURAL STONE ROCK FACE FLAT STEP

Available in Cumberland Brown and Cumberland Grey.



6 Steps of
One Color
(Sold In Full Pallets Only)

4 Steps of
One Color
(Sold In Full Pallets Only)

48" Wide x 16" Deep x 6" Thick

72" Wide x 16" Deep x 6" Thick



COLOR	Cumberland Brown		Cumberland Grey	
DIMENSIONS	48" Wide 16" Deep 6" Thick	72" Wide 16" Deep 6" Thick	48" Wide 16" Deep 6" Thick	72" Wide 16" Deep 6" Thick
WEIGHT PER STONE	475 Lbs.	707 Lbs.	422 Lbs.	634 Lbs.
WEIGHT PER PALLET	2,850 Lbs.	2,828 Lbs.	2,532 Lbs.	2,536 Lbs.
PRICE PER STEP				

CAMBRIDGE FIRE PITS: CHOICE OF SQUARE OR ROUND/WOOD OR GAS BURNING

OPTIONAL GRATE INSERT
Turns The Wood Burning
Fire Pit Into A BBQ Grill
PRICE:

*Gas Fire Pit:

90k BTU, 18" Penta Burner
Produces Even Flame In
Flower-Like Pattern.
All Gas Fire Pits Include
Lava Rocks (Glass Fire
Beads Optional). Metal
Insert Not Necessary.



Available In
Natural Gas or
Liquid Propane
(non-cooking units)

PRE-PACKAGED CAMBRIDGE OLDE ENGLISH SQUARE FIRE PIT KIT

Complete with 48 pcs. of Olde English Wallstones, 12 pcs. of Cambridge Renaissance Caps, one 23 in. squared x 12 in. deep metal insert and installation instructions. Shown with optional Cambridge Barbeque & Fire Pit Spark Screen in Stainless Steel. Available in Gas Burning.*

SIZE IN INCHES	23 (Inside) 48 (Outside) 19 (Height)
TOTAL WEIGHT	1,850 Lbs.
PRICE PER KIT	Bluestone Blend
PRICE PER NATURAL GAS OR PROPANE KIT	Bluestone Blend

OPTIONAL GRATE INSERT
Turns The Wood Burning
Fire Pit Into A BBQ Grill
PRICE:

PRE-PACKAGED MAYTRX SQUARE FIRE PIT KIT

Complete with 18 pcs. of MayTRx wallstones, 6 pcs. of Stretcher Stone, 4 pcs. of Column Cap, 8 pcs. of Cambridge Double-Sided Caps, one 23 in. squared x 12 in. deep metal insert and installation instructions. Available in Split Face or Renaissance. Shown with optional Cambridge Barbeque & Fire Pit Spark Screen in Stainless Steel and Grate Insert.



SIZE IN INCHES	23 (Inside) 44 (Outside) 21 (Height)
TOTAL WEIGHT	1,550 Lbs.
PRICE PER KIT - Split Face	Bluestone Blend
PRICE PER KIT - Renaissance	

CAMBRIDGE FIRE PIT OPTIONS AND ACCESSORIES



CHOOSE AN OPTIONAL CAST STONE OR GRANITE RING KIT FOR YOUR FIRE PIT

Designed for Olde English and Pyzique Round Fire Pits. Cast Stone available in Bluestone or Chestnut (3 pieces), Granite is available in Black Uba Tuba or Venetian Gold with a polished finish (2 pieces). Cast Stone and Granite Ring Kits include Fire Brick & Heat Stop Mortar. When purchased, the fire pit metal insert is excluded and will not ship with the fire pit.

PRICE PER RING KIT	Cast Stone
	Granite

NOTE: Cast Stone or Granite Ring Kit has to be purchased and installed at the same time as the fire pit (purchased separately) because of different installation requirements for these products (firebrick and heat sensitive mortar).

CAMBRIDGE BARBEQUE & FIRE PIT COVER

An optional galvanized steel cover prevents dirt and debris from entering the fire pit when not in use.

DIAMETER: 36 IN.
APPROX. WEIGHT: 17 LBS.
PRICE: PER COVER



CAMBRIDGE 24" LOG SET

Made of refractory cement these accent logs are a great option for your gas burning fire pits.

COLOR: RED OAK
PRICE:



CAMBRIDGE BARBEQUE & FIRE PIT SPARK SCREEN

Optional screens, which are offered in either stainless steel or powder coated with black heat resistant paint, are hinged for easy access to the fire and offers protection from flying embers.

DIAMETER	37"	37"
APPROX. WT.	40 Lbs.	40 Lbs.
COLOR	Stainless Steel	Black
PRICE		While Supplies Last

NOTE: An open fire will damage the Spark Screen. It has been specifically designed and engineered for containing sparks and embers only.

CAMBRIDGE GLASS FIRE BEADS

Ordered separately, these specially designed, oval-shaped, linear beads reflect light and sparkle on the outside when the flame is lit.

PRODUCT	GLASS BEADS	LAVA ROCKS
NOTE	Sold In Cases Only* 10 Lbs. Per Case	Sold In Bags Only 25 Lbs. Per Bag
PRICE	Per Case	Per Bag
	Per Lb.	

Choose from Diamond, Aqua and Emerald

*Gas Fire Pit:

150k BTU, 24" Penta Burner Produces Even Flame In Flower-Like Pattern. All Gas Fire Pits Include Lava Rocks (Glass Fire Beads Optional). Metal Insert & Grill Grates Not Necessary.



PRE-PACKAGED CAMBRIDGE OLDE ENGLISH ROUND BBQ & FIRE PIT KIT

Complete with 54 pcs. of Olde English Radius Wallstones (52 required) 32 in. diameter, 8 in. deep metal insert, one grill with double grates, and installation instructions (no caps required). The metal ring insert has dual opposing cooking grates, which cantilever over the fire for cooking. Tip back for fire building or slide back for an unobstructed view and use of the fire. Available in Gas Burning.*

SIZE IN INCHES	32 (Inside) 48 (Outside) 16 (Height)
TOTAL WEIGHT	1,459 Lbs.
PRICE PER KIT	Bluestone Blend
PRICE PER NATURAL GAS OR PROPANE KIT	Bluestone Blend

PRE-PACKAGED PYZIQUE ROUND BARBEQUE & FIRE PIT KIT

Complete with 60 pcs. of Pyzique Wallstones (56 required), 32 in. diameter, 8 in. deep metal insert, one grill with double grates, and installation instructions. The metal ring insert has dual opposing cooking grates, which cantilever over the fire for cooking. Tip back for fire building or slide back for an unobstructed view and use of the fire. Available in Split Face or Renaissance. Shown with optional Cambridge Barbeque & Fire Pit Spark Screen in Stainless Steel. Available in Gas Burning.*



Available In
Natural Gas or
Liquid Propane
(non-cooking units)

*Gas Fire Pit:

150k BTU, 24" Penta Burner Produces Even Flame In Flower-Like Pattern. All Gas Fire Pits Include Lava Rocks (Glass Fire Beads Optional). Metal Insert & Grill Grates Not Necessary.

SIZE IN INCHES	32 (Inside) 50 (Outside) 16 (Height)
TOTAL WEIGHT	1,685 Lbs.
PRICE PER KIT	Split Face Renaissance
PRICE PER NATURAL GAS OR PROPANE KIT	Split Face Renaissance

NEW! PRE-PACKAGED LEDGESTONE ROUND BARBEQUE & FIRE PIT KIT

Complete with 54 pcs. of Ledgestone Radius Wallstones (52 required), 32 in. diameter, 8 in. deep metal insert, one grill with double grates, and installation instructions. The metal ring insert has dual opposing cooking grates, which cantilever over the fire for cooking. Tip back for fire building or slide back for an unobstructed view and use of the fire. Shown with optional Cambridge Barbeque & Fire Pit Spark Screen in Stainless Steel. Available in Gas Burning.*



Available In
Natural Gas or
Liquid Propane
(non-cooking units)

*Gas Fire Pit:

150k BTU, 24" Penta Burner Produces Even Flame In Flower-Like Pattern. All Gas Fire Pits Include Lava Rocks (Glass Fire Beads Optional). Metal Insert & Grill Grates Not Necessary.

SIZE IN INCHES	32 (Inside) 50 (Outside) 16 (Height)
TOTAL WEIGHT	1,459 Lbs.
PRICE PER KIT	Bluestone Blend
PRICE PER NATURAL GAS OR PROPANE KIT	Bluestone Blend

*Square Fire Pits require 50 Lbs. Round Fire Pits & Fire Table require 60 Lbs.

CAMBRIDGE GARDEN GATE

CAMBRIDGE GARDEN GATE KIT

Specially designed for exterior use, this stylish solid mahogany door and frame are already oiled and ready to install. It can also be stained or finished for your choice of final effect. All joints are glued using tongue and groove and sloping joint connections for superior durability. Sold as a left-hand swing gate but can be adjusted on-site to work as a right-hand swing. A dead bolt provides added security. This item is the perfect finishing accent for your Cambridge Outdoor Living Space! Add privacy to a perimeter wall by securing the door between two columns built from any style Cambridge Wallstones as shown. Includes hinges, deadbolt lock and key. Sold as a traditional garden gate. After market decorative latches and/or straps can be added to your taste.

SIZE	36" Wide x 80" High - Including a dramatic 27" diameter opening.
PALLET SIZE	1 Oversized Pallet (2 Truck Spaces)
TOTAL WEIGHT	150 Lbs.
PRICE PER KIT	



SPECIAL OFFER!

While Supplies Last!

CAMBRIDGE TEAK GARDEN GATE KIT



SIZE: 36" W x 80" H
26" diameter opening.

PALLET SIZE: 1 Oversized Pallet
(2 Truck Spaces)

TOTAL WEIGHT: 150 Lbs.

PRICE PER KIT:

CAMBRIDGE PRE-PACKAGED COLUMN KITS



CAMBRIDGE PRE-PACKAGED COLUMN KIT

Each kit is conveniently pre-packaged with the required number (36) of Cambridge 6 inch column wallstones to build one 22 in. x 22 in. column, 4 ft. high above ground with one course buried. Just add our cap and hat kit (NOT INCLUDED) or Cambridge Caps shown below. To add an electrical fixture, a 6 in. cavity is left in the center of the column for wiring.

SIZE IN INCHES	22 x 22 (Width), 48 (Height)		
TOTAL WEIGHT	1,940 Lbs.		
PALLET SIZE	1		
PRICE PER KIT	Split Face		Bluestone
	Renaissance		

CAMBRIDGE PRE-PACKAGED COLUMN KIT CAP & HAT

For Cambridge Pre-Packaged Column Kit or other column applications. Add a finished cap with or without a second hat dimension (i.e. Cap & Hat). No cutting or splitting is required on either "Cap" or "Hat".

APPROX. SIZE IN INCHES	3H x 25D x 25W (4 Pc. Set = 1 Cap)		
	3H x 20D x 20W (4 Pc. Set = 1 Hat)		
POUNDS PER KIT	144 (Cap) 92 (Hat)		
PRICE PER KIT - CAP	Split Face		Bluestone
	Renaissance		
PRICE PER KIT - HAT	Split Face		Bluestone
	Renaissance		



CAMBRIDGE PRE-PACKAGED COLUMN MAILBOX KITS



CAMBRIDGE PRE-PACKAGED MAYTRX WALL COLUMN MAILBOX KIT

Each kit is conveniently pre-packaged and pre-cut with the required number (44) Cambridge 6 inch column wallstones to build one 22 in. x 22 in. mailbox column 5 ft. high above ground with one course buried. Includes a fiberglass box with powder-coated, forged metal door in an antique bronze finish. No cutting necessary. Just add our cap and hat kit or cast stone caps (NOT INCLUDED).

SIZE IN INCHES	22 x 22 (Width), 60 (Height)	
TOTAL WEIGHT	2,350 Lbs.	
COLUMNS PER PALLET	1	
PRICE PER KIT	Split Face	
	Renaissance	



CAMBRIDGE PRE-PACKAGED OLDE ENGLISH WALL COLUMN MAILBOX KIT

Each kit is conveniently pre-packaged and pre-cut with the required number (60) of Olde English wallstones to build one 20 in. x 20 in. mailbox column 4 ft. 10 in. high above ground with 2 in. buried. Includes a fiberglass box with powder-coated, forged metal door in an antique bronze finish. No cutting necessary. Just add our cap and hat kit or cast stone caps (NOT INCLUDED).

SIZE IN INCHES	20 x 20 (Width), 58 (Height)		
TOTAL WEIGHT	1,507 Lbs.		
COLUMNS PER PALLET	1		
PRICE PER KIT		Sandstone Blend	Bluestone Blend

CAMBRIDGE CAST STONE COLUMN CAPS

CAMBRIDGE CAST STONE COLUMN CAPS

Caps are available in two dimensions (24" x 24" and 26" x 26") in Bluestone or Chestnut. On an Olde English Wall Column, a 24" x 24" cap will provide a 2" reveal while a 3" reveal will be achieved with a 26" x 26" cap. On a Cambridge Pre-Packaged Column Kit, a 24" x 24" cap will provide a 1" reveal and a 26" x 26" cap will give a 2" reveal.

CAMBRIDGE CAST STONE FLAT COLUMN CAP

16 Caps of
One Color
(Sold In Full Pallets Only)



CAMBRIDGE CAST STONE PYRAMID CAP

8 Caps of
One Color
(Sold In Full Pallets Only)



CAMBRIDGE CAST STONE LIGHT COLUMN CAP

With Flat Surface
On Peak For Fixture

8 Caps of
One Color
(Sold In Full Pallets Only)



SIZE IN INCHES	24 x 24 (Width) 3 (Thick)	26 x 26 (Width) 3 (Thick)	24 x 24 (Width) 2 5/8 (Thick)	26 x 26 (Width) 2 5/8 (Thick)	24 x 24 (Width) 2 5/8 (Thick)	26 x 26 (Width) 2 5/8 (Thick)
	141 Lbs.	165 Lbs.	183 Lbs.	201 Lbs.	173 Lbs.	191 Lbs.
WEIGHT PER PALLET	2,306 Lbs.	2,690 Lbs.	1,514 Lbs.	1,658 Lbs.	1,434 Lbs.	1,578 Lbs.
PRICE PER CAP	Chestnut	Bluestone	Chestnut	Bluestone	Chestnut	Bluestone


CAMBRIDGE STEPPING STONES

CAMBRIDGE STEPPING STONES

Create the look of a natural stone pathway in gardens and other outdoor settings using 6 different, irregularly shaped stepping-stones. Position the stones randomly in a path design of your liking and separate them with grass, pebble stones or mulch.

Available in Bluestone, Chestnut & Boulder Blend.

DIMENSIONS	All 2" Thick Sizes of the 6 pieces vary from 15" x 21 1/2" to 17" x 23 1/2"
WEIGHT PER STEPPING STONE	65 Lbs.
WEIGHT PER PALLET	2,390 Lbs.
PRICE PER STEPPING STONE	
PRICE PER PALLET	



36 Stepping Stones of
One Color
(Sold In Full Pallets Only)



CAMBRIDGE CAST STONE STEPS

CAMBRIDGE CAST STONE STEPS

For maximum convenience in creating landscape steps, the 6" thick steps are available in 48" and 72" lengths (sold separately) and also as a pre-packaged kit containing the ten pieces of cast stone needed to complete a staircase with four steps as shown. A choice of Bluestone or Chestnut will coordinate beautifully with all Cambridge Wall and Pavingstone colors as well as natural stone and other landscape materials.



Total Pallets: 1



8 Steps of One Color
(Sold In Full Pallets Only)

6 Steps of One Color
(Sold In Full Pallets Only)

STEP SIZE	CAMBRIDGE 48" CAST STONE STEP		CAMBRIDGE 72" CAST STONE STEP	
DIMENSIONS	48" Wide 16" Deep 6" Thick		72" Wide 16" Deep 6" Thick	
WEIGHT PER TREAD	379 Lbs.		569 Lbs.	
WEIGHT PER PALLET	3,082 Lbs.		3,489 Lbs.	
	Chestnut	Bluestone	Chestnut	Bluestone
PRICE PER STEP				

STEP SIZE	CAMBRIDGE 48" CAST STONE STAIR KIT		CAMBRIDGE 72" CAST STONE STAIR KIT	
DIMENSIONS	48" Wide 58" Deep 24" Thick		72" Wide 58" Deep 24" Thick	
WEIGHT PER PALLET	2,700 Lbs.		3,286 Lbs.	
	Chestnut	Bluestone	Chestnut	Bluestone
PRICE PER KIT				

CAMBRIDGE CAST STONE PALISADES 4-PC. STEP SET

CAMBRIDGE CAST STONE PALISADES 4-PC. STEP SET

From molds inspired by outcrops on cliffs, steep hillsides, mountain ridges, river banks and other bedrock formations and protrusions, the 4 pieces – each having distinctive characteristics of their own – can be stepped back, rotated and positioned in dozens of ways. Up to 8 different face and edge textures can be utilized to build a staircase with a unique, natural appearance.

Available in Bluestone, Chestnut & Boulder Blend.

4 Steps of One Color
(Sold In Full Pallets Only)



DIMENSIONS	48" Wide 32" Deep 6" Thick
WEIGHT PER TREAD	720 Lbs.
WEIGHT PER PALLET	2,930 Lbs.
PRICE PER STEP	



CAMBRIDGE FULLY-ASSEMBLED COMPONENTS*

Most Fully Assembled Kits Are Available In 2 Colors: Toffee/Onyx or Sahara Chestnut

THE BERKSHIRE FULLY-ASSEMBLED FIREPLACE

THE BERKSHIRE FULLY-ASSEMBLED WOOD-BURNING OUTDOOR FIREPLACE

Made of Olde English wall and Olde English pavingstones in Toffee/Onyx with details of contrasting Brandywine Brick Alley pavingstones set in herringbone and linear patterns, this scaled-down fireplace makes a perfect component for a patio or an outdoor living room where available space needs to be addressed in the planning stages. The Fireplace comes complete with a Stainless Steel Chimney Liner, Termination Cap, Spark Screen & Log Grate. Only Available in Toffee/Onyx.

DIMENSIONS	8' 2 1/2" H x 4' 1/2" W 3' 8" D
TOTAL PALLETS	2
TOTAL WEIGHT	6,300 Lbs.
PRICE PER KIT	

OPTIONAL FIREWOOD BOX EXTENSION
(Right & Left Side Sold Separately)

DIMENSIONS: 35" H, 29 3/4" W, 37" D
TOTAL PALLETS: 1
WEIGHT: 1,560 Lbs.
PRICE:

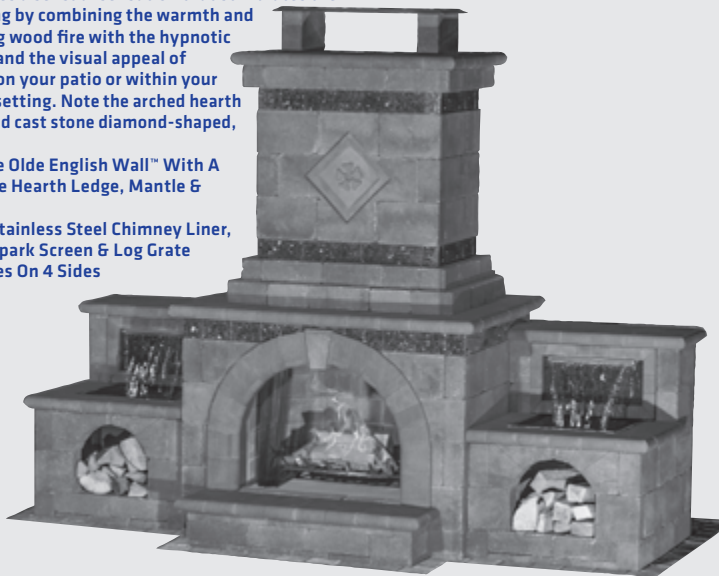


CAMBRIDGE FULLY-ASSEMBLED FIREPLACE

CAMBRIDGE FULLY-ASSEMBLED OUTDOOR FIREPLACE WITH OPTIONAL WATERFALL/FIREWOOD BOX COMBINATION EXTENSIONS

This Fireplace provides a sensual sensation that stimulates the spirit of outdoor living by combining the warmth and comfort of a crackling wood fire with the hypnotic sound of a waterfall and the visual appeal of accent lighting right on your patio or within your outdoor living room setting. Note the arched hearth opening and a recessed cast stone diamond-shaped, decorative medallion.

- Made Of Cambridge Olde English Wall™ With A Cambridge Bullnose Hearth Ledge, Mantle & Chimney Top
- Complete With A Stainless Steel Chimney Liner, Termination Cap, Spark Screen & Log Grate
- Genuine Granite Tiles On 4 Sides



OPTIONAL WATERFALL/FIREWOOD BOX EXTENSION
(Right & Left Side Sold Separately) Select One Color For The Lighted Waterfall Or Run All 16 Sequentially By Remote Control.

DIMENSIONS: 42 1/2" High, 34" Wide, 38 1/4" Deep
TOTAL PALLETS: 1
WEIGHT: 1,880 Lbs.
PRICE:

OPTIONAL FIREWOOD BOX EXTENSION
(Right & Left Side Sold Separately)

DIMENSIONS: 38 1/2" High, 34" Wide, 36" Deep
TOTAL PALLETS: 1
WEIGHT: 1,950 Lbs.
PRICE:



*Olde English Fully Assembled Fireplace Kits Are Available In 2 Styles:
Toffee/Onyx with Black Uba Tuba Granite and Bluestone Trim
Or Sahara/Chestnut with Venetian Gold Granite and Chestnut Trim*

DIMENSIONS	8' 5 1/2" H x 4' 11 7/8" W x 4' 7 7/8" D
TOTAL PALLETS	3
TOTAL WEIGHT	7,507 Lbs.
PRICE PER KIT	

CAMBRIDGE FULLY-ASSEMBLED PIZZA OVEN

CAMBRIDGE FULLY ASSEMBLED OUTDOOR PIZZA OVEN

Be the best pizza chef in town and the talk of friends and family! Bake the most delicious, traditional Italian pizza pies, open-faced baguette pizzas, homemade breads as well as roast vegetables and a variety of dishes right in your own backyard... all with authentic, brick oven flavor. The Old World look is further enhanced with an arch design over the wood storage compartment and 2 bands of granite tiles on 4 sides.

- Firebrick-Lined Wood Burning Chamber
- A Floor Containing A Special Cooking Stone Eliminates The Need To Rotate The Pizza While It's Cooking
- Vented Damper Adjusts Air Flow For Temperature Control
- Stainless Steel Chimney Liner, Termination Cap And Spark Screen
- Professional Quality Care & Cooking Package
- Temperature Gauge & Drop-Down Doors With Heat Dissipating, Stainless Steel Handles
- Genuine Granite Tiles On 4 Sides

DIMENSIONS	7' 8" H x 4' 11 1/2" W x 3' 7 3/4" D
TOTAL PALLETS	2
TOTAL WEIGHT	7,212 Lbs.
PRICE PER KIT	

*Olde English Fully Assembled Pizza Oven Kits
Are Available In 2 Styles:*

*Toffee/Onyx with Black Uba Tuba Granite
and Bluestone Trim Or
Sahara/Chestnut with Venetian Gold Granite
and Chestnut Trim*

PROFESSIONAL QUALITY CARE & COOKING PACKAGE

- 13" Rectangular Pizza Peel For Inserting And Removing Your Pizza
- 8" Round Pizza Peel (For Rotating Pizza; Not Necessary With Fully Assembled Pizza Oven)
- Adjustable Brush With Copper Bristles
- Oven Rake
- Oven Ash Shovel
- Wall-Mounted Peel Rack



**Note: Detailed instructions can be found online and are included with components.
Concrete pad must be poured and first course installed prior to placing components.*

CAMBRIDGE FULLY-ASSEMBLED GRAND COLUMN

CAMBRIDGE FULLY-ASSEMBLED GRAND COLUMN

The multi-dimensional design makes a grand statement from top to bottom. Made of Olde English Wallstones & Pavers with insets of Cambridge 4 x 8 Holland Pavingstones from The KingsCourt Collection set in a herringbone pattern on 4 sides. The column is topped off with Bullnose accent trim from The Crusader Collection under a Cambridge Cast Stone Light Cap. Available in 2 sizes - Large (32" x 32", 56" high) and Extra Large (42" x 42", 68" high) - to meet your individual needs. Shown in Extra Large with optional Column Mailbox Insert.

COLUMN SIZE	LARGE	EXTRA LARGE
DIMENSIONS	32" x 32" x 56" High	42" x 42" x 68" High
TOTAL PALLETS	1	1
TOTAL WEIGHT	2,350 Lbs.	4,057 Lbs.
PRICE PER KIT		
WITH MAILBOX		

*Olde English Fully Assembled Grand Column Kits Are Available In 2 Styles:
Toffee/Onyx with Bluestone Trim Or Sahara/
Chestnut with Chestnut Trim*



CAMBRIDGE FULLY-ASSEMBLED KITCHEN

CAMBRIDGE FULLY-ASSEMBLED KITCHEN

Custom qualities with fully assembled convenience! Put all of the amenities you need for food preparation, cooking and grilling within arm's reach in the custom configuration that is perfect for you. Whether "L" Shape (as shown), "U" Shape or Straight you can arrange the components to create the kitchen of your dreams. Ready to be joined together, the 4 open-air kitchen modules were designed to achieve a perfect fit using advanced laser technology.

- Made With Cambridge Olde English Wall
- Stainless Steel Appliance Package
- Genuine Granite Tiles On 4 Sides

STAINLESS STEEL APPLIANCE PACKAGE

- Grill (38" Wide x 20" Deep)
- 5 Burners With 75,000 BTU Auto Ignition
- 2 Lights For Nighttime Cooking
- Refrigerator
- Rotisserie
- Built-in Thermometer
- Warming Rack
- Slide Out Grease Tray
- Cabinet Access Doors



Get Your Kitchen Design Template Today! Visit Your Authorized Cambridge Distributor.

REFRIGERATOR CABINET
4' 1/4" Long
3' Deep
3' 2" High
PALLETS: 2
WEIGHT: 2,415 Lbs.
PRICE:

CORNER UNIT
3' 6 1/2" Long
3' Deep
3' 2" High
PALLETS: 2
WEIGHT: 2,285 Lbs.
PRICE:

DOUBLE DOOR CABINET
5' 1/2" Long, 3' Deep
3' 2" High
PALLETS: 2
WEIGHT: 2,730 Lbs.
PRICE:

GRILL CABINET
6' 2 1/4" Long, 3' Deep, 3' 2" High
PALLETS: 2
WEIGHT: 3,470 Lbs.
PRICE:

*Olde English Fully Assembled Kitchen Kits Are Available In 2 Styles:
Toffee/Onyx with Black Uba Tuba Granite Or Sahara/Chestnut with Venetian Gold Granite*

CAMBRIDGE FULLY-ASSEMBLED GRILL

CAMBRIDGE FULLY-ASSEMBLED OUTDOOR GRILL ISLAND

This compact yet versatile gas cooking and grilling component has all of the grand conveniences that barbecue aficionados put on their wish lists - durable Cambridge hardscape materials, a polished granite countertop and a band of granite tiles on 4 sides. Complete with a premium grade, Stainless Steel Appliance Package. Consider placing one alone on a concrete pad or next to a Cambridge Outdoor Pizza Oven for an ultimate backyard cooking experience.

- Made With Olde English Wall
- Genuine Granite Tiles On 4 Sides

DIMENSIONS	6' 3 1/4" L x 3' D x 3' 2" H
TOTAL PALLETS	2
TOTAL WEIGHT	3,985 Lbs.
PRICE PER KIT	

STAINLESS STEEL APPLIANCE PACKAGE

- Grill (38" Wide x 20" Deep)
- 5 Burners With 75,000 BTU Auto Ignition
- 2 Lights For Nighttime Cooking
- Rotisserie
- Built-in Thermometer
- Warming Rack
- Slide Out Grease Tray
- Cabinet Access Doors

*Olde English Fully Assembled Grill Kits Are Available In 2 Styles:
Toffee/Onyx with Black Uba Tuba Granite
Or Sahara/Chestnut with Venetian Gold Granite*



CAMBRIDGE FULLY-ASSEMBLED GAS FIRE TABLE

CAMBRIDGE FULLY-ASSEMBLED FIRE TABLE


- Made With Cambridge Olde English Wallstones
- Cambridge Bullnose Footrest
- 60" Diameter Table Ring Granite (Black Uba Or Venetian Gold) or Cast Stone (Bluestone or Chestnut)
- Natural Gas Or Liquid Propane (Specify At Time Of Order)
- 150K BTU, 24" Penta Burner Produces Even Flame In Flower-Like Pattern
- Includes Lava Rocks (Glass Fire Beads Optional)

DIMENSIONS	32" Inside Diameter • 60" Outside Diameter 29" High	
TOTAL PALLETS	2	
STYLE	GRANITE TOP	CAST STONE TOP
TOTAL WEIGHT	3,092 Lbs.	3,177 Lbs.
PRICE PER KIT		

CAMBRIDGE GLASS FIRE BEADS

Ordered separately, these specially designed, oval-shaped, linear beads reflect light and sparkle on the outside when the flame is lit. Their unique shape allows the flames to move freely between each bead following the smooth contours to create a dancing liquid-like display. Choose from Diamond, Aqua and Emerald. Bead colors can be mixed to create unique designs.

See Product Information on Page 10.



*Olde English Fully Assembled Fire Table Kits Are Available In 2 Styles:
Toffee/Onyx with Black Uba Tuba Granite or Bluestone Cast Stone Top and Bluestone Trim
Or Sahara/Chestnut with Venetian Gold Granite or Chestnut Cast Stone Top and Chestnut Trim*

FULLY-ASSEMBLED STONE VENEER COMPONENTS*

All Fully Assembled Stone Veneer Kits Are Available In 2 Colors: Midnight Slate and Santa Fe

FULLY-ASSEMBLED STONE VENEER FIREPLACE

CAMBRIDGE FULLY-ASSEMBLED STONE VENEER OUTDOOR FIREPLACE WITH OPTIONAL FIREWOOD BOX COMBINATION EXTENSIONS

For those interested in more natural stone character – this wood-burning fireplace version that features Cambridge Stone Veneer facing in Canyon Ledge and LedgeStone Wall accenting is the perfect fit for you. Two of our most popular trendsetters are paired-up for a look that's unique to Cambridge.

- Made of Stone Veneer Canyon Ledge & LedgeStone Wall with a Bullnose hearth ledge, mantle & chimney top
- Complete with a Stainless Steel Chimney Liner, Termination Cap, Spark Screen & Log Grate

DIMENSIONS	8' 5 1/2" H 4' 11 7/8" W 4' 7 7/8" D
TOTAL PALLETS	3
TOTAL WEIGHT	6,650 Lbs.
PRICE PER KIT	

OPTIONAL FIREWOOD BOX EXTENSION

(Right & Left Side Sold Separately)

DIMENSIONS: 38 1/2" High, 34"

Wide, 36" Deep

TOTAL PALLETS: 1

WEIGHT: 1,750 Lbs.

PRICE:



All Fully Assembled Stone Veneer Fireplace Kits Are Available In 2 Styles:

Stone Veneer Canyon Ledge Santa Fe & LedgeStone Wall Sahara/Chestnut with Cambridge Bullnose Trim Chestnut Or Stone Veneer Canyon Ledge Midnight Slate & LedgeStone Wall Toffee/Onyx with Cambridge Bullnose Trim Bluestone

FULLY-ASSEMBLED STONE VENEER KITCHEN

NEW CAMBRIDGE FULLY-ASSEMBLED STONE VENEER KITCHEN

Custom qualities with fully-assembled convenience! Put all of the amenities you need for food preparation, cooking and grilling within arm's reach in the custom configuration that is perfect for you. Whether "L" Shape, "U" Shape or Straight you can arrange the components to create the kitchen of your dreams. Ready to be joined together, the 4 open-air kitchen modules were designed to achieve a perfect fit.

- Made with Stone Veneer Canyon Ledge with LedgeStone Wallstone base.
- Stainless Steel Appliance Package

STAINLESS STEEL APPLIANCE PACKAGE

- Grill (38" Wide x 20" Deep)
- 5 Burners With 75,000 BTU Auto Ignition
- 2 Lights For Nighttime Cooking
- Refrigerator
- Rotisserie
- Built-in Thermometer
- Warming Rack
- Slide Out Grease Tray
- Cabinet Access Doors



Get Your Kitchen Design Template Today! Visit Your Authorized Cambridge Distributor.

REFRIGERATOR CABINET
4' 1/4" Long
3' Deep
3' 2" High
PALLETS: 2
WEIGHT: 2,000 Lbs.
PRICE:

CORNER UNIT
3' 6 1/2" Long
3' Deep
3' 2" High
PALLETS: 2
WEIGHT: 1,700 Lbs.
PRICE:

DOUBLE DOOR CABINET
5' 1/2" Long, 3' Deep
3' 2" High
PALLETS: 2
WEIGHT: 2,600 Lbs.
PRICE:

GRILL CABINET
6' 2 1/4" Long, 3' Deep, 3' 2" High
PALLETS: 2
WEIGHT: 3,030 Lbs.
PRICE:

All Fully Assembled Stone Veneer Kitchen Kits Are Available In 2 Styles:

Stone Veneer Canyon Ledge Santa Fe with Venetian Gold Granite Or Stone Veneer Canyon Ledge Midnight Slate with Black Uba Tuba Granite

FULLY-ASSEMBLED STONE VENEER GRILL

FULLY-ASSEMBLED STONE VENEER GRILL ISLAND

This Fully-Assembled Stone Veneer gas cooking and grilling component is made of durable Cambridge hardscape materials, polished granite countertop, and a premium grade, Stainless Steel Appliance Package. Consider placing one alone on a concrete pad or next to a Cambridge Stone Veneer Fireplace for the ultimate backyard experience.

- Made with Cambridge Stone Veneer Canyon Ledge with LedgeStone Wallstone base
- Corner Column Lights shown (not included)

DIMENSIONS	6' 3 3/4" L x 3' D x 3' 2" H
TOTAL PALLETS	2
TOTAL WEIGHT	3,030 Lbs.
PRICE PER KIT	

All Fully Assembled Stone Veneer Grill Kits Are Available In 2 Styles:

Stone Veneer Canyon Ledge Santa Fe with Venetian Gold Granite Or Stone Veneer Canyon Ledge Midnight Slate with Black Uba Tuba Granite

STAINLESS STEEL APPLIANCE PACKAGE

- Grill (38" Wide x 20" Deep)
- 5 Burners With 75,000 BTU Auto Ignition
- 2 Lights For Nighttime Cooking
- Rotisserie
- Built-in Thermometer
- Warming Rack
- Slide Out Grease Tray
- Cabinet Access Doors



*Note: Detailed instructions can be found online and are included with components. Concrete pad must be poured and first course installed prior to placing components.

CAMBRIDGE PRE-PACKAGED FIREPLACE KITS

CAMBRIDGE PRE-PACKAGED OLDE ENGLISH PAVER OUTDOOR FIREPLACE KIT

Designed with small individual paver units, the Cambridge Pre-Packaged Olde English Paver Fireplace Kit has all the characteristics of a traditional brick fireplace. This fireplace is truly elegant and is pre-packaged complete with three pallets of Olde English Pavers, six concrete lintels and a top of the line Lennox™ stainless steel fireplace. It features stainless steel curtain pull screens, a stainless steel fire grate, a 4-foot high, air-cooled chimney and black powder coated termination cap complete with galvanized flashing. Also standard are refractory brick panels inside the firebox and five 6" x 6" polished granite tiles for the face on the front of the unit. Shipped as a wood burning unit, the fireplace can also be converted to gas. Only minimal cutting of approximately 23 pcs. of Olde English Pavers is required. See instructions. Step-by-step instructions in English and Spanish are included.

DIMENSIONS	7' 4"H x 4' 10"W x 4' 1/4"D (Fireplace including Chimney Cap) 20 3/16"H x 30"W x 20 1/4"D (Firebox)
TOTAL PALLETS	4
TOTAL WEIGHT	6,400 Lbs.
PRICE PER KIT	Sandstone Blend



OPTIONAL OLDE ENGLISH PAVER FIREWOOD BOX EXTENSION KIT



DIMENSIONS: 31"H x 40"W x 36"D
TOTAL PALLETS: 1
WEIGHT: 2,425 Lbs.
PRICE: \$ Sandstone Blend

NATURAL GAS OPTION 18" DUAL OUTDOOR BURNER/LOG SET KIT



DIMENSIONS: 18" Wide
TOTAL WEIGHT: 66 Lbs.
COLOR: Red Oak
PRICE:

CAMBRIDGE PRE-PACKAGED OLDE ENGLISH PAVER FIREPLACE KIT WITH CAST STONE SURROUND



Complete with a square design Cast Stone Fireplace Surround, full width hearth and 8 1/8" x 8 1/8" square medallion. Cast stone is available in 2 color choices: Bluestone and Chestnut.

TOTAL PALLETS	5
TOTAL WEIGHT	7,030 Lbs.
PRICE PER KIT	Sandstone Blend

CAMBRIDGE PRE-PACKAGED OLDE ENGLISH PAVER FIREPLACE KIT WITH CAST STONE SURROUND DELUXE



Top Seller

Complete with an arched design Cast Stone Fireplace Surround, full width hearth, mantel, chimney cap and 8 1/8" x 8 1/8" square medallion. Cast stone is available in 2 color choices: Bluestone and Chestnut.

TOTAL PALLETS	5
TOTAL WEIGHT	7,388 Lbs.
PRICE PER KIT	Sandstone Blend

CAMBRIDGE PRE-PACKAGED FIREPLACE KITS

CAMBRIDGE PRE-PACKAGED OLDE ENGLISH WALL OUTDOOR FIREPLACE KIT


The largest of the three Cambridge Pre-Packaged Fireplace Kits, the Olde English Wall Fireplace is the perfect kit for extending your outdoor living space. Complete with six pallets of Olde English Wall, six concrete lintels and a top of the line Lennox™ stainless steel fireplace, it also features stainless steel curtain pull screens, a stainless steel fire grate, a 4-foot high, air-cooled chimney and black powder coated termination cap complete with galvanized flashing. Also standard are refractory brick panels inside the firebox and five 8" x 8" polished granite tiles for the face on the front of the unit. Although shipped as a wood burning unit, it may also be converted to gas. See instructions. Ready to Install... absolutely NO cutting necessary. Step-by-step instructions in English and Spanish are included.

DIMENSIONS	9" H x 6' 8" W x 4' 4" D (Fireplace including Chimney Cap) 22 1/4" H x 41" W x 21 1/4" D (Firebox)	
TOTAL PALLETS	8	
TOTAL WEIGHT	18,500 Lbs.	
PRICE PER KIT		Sandstone Blend
		Bluestone Blend

41" Wide
Firebox!



OPTIONAL OLDE ENGLISH WALL FIREWOOD BOX EXTENSION KIT



DIMENSIONS: 36"H x 44"W x 32"D
TOTAL PALLETS: 1
WEIGHT: 2,820 Lbs.
PRICE:

Sandstone Blend
Bluestone Blend

NATURAL GAS OPTION 24" DUAL OUTDOOR BURNER/LOG SET KIT



DIMENSIONS: 24" Wide
TOTAL WEIGHT: 98 Lbs.
COLOR: Red Oak
PRICE:

CAMBRIDGE PRE-PACKAGED OLDE ENGLISH WALL FIREPLACE KIT WITH CAST STONE SURROUND

41" WIDE
FIREBOX!



The surrounds are made of Architectural Cast Stone, which has the look of natural stone, and is a highly refined precast concrete combining the finest raw materials, one of the most advanced manufacturing technologies and exquisite craftsmanship to create a product worthy of your project.

Complete with a square design Cast Stone Fireplace Surround, full width hearth and 12" x 12" square medallion. The cast stone is available in 2 color choices: Bluestone and Chestnut.		
TOTAL PALLETS	9	
TOTAL WEIGHT	18,955 Lbs.	
PRICE PER KIT		Sandstone Blend
		Bluestone Blend

CAMBRIDGE PRE-PACKAGED OLDE ENGLISH WALL FIREPLACE KIT WITH CAST STONE SURROUND DELUXE

41" WIDE
FIREBOX!



Complete with an arched design Cast Stone Fireplace Surround, full width hearth, mantel, chimney cap and 12" x 12" square medallion. Cast stone is available in 2 color choices: Bluestone and Chestnut.		
TOTAL PALLETS	7	
TOTAL WEIGHT	16,000 Lbs.	
PRICE PER KIT		Sandstone Blend
		Bluestone Blend

CAMBRIDGE PRE-PACKAGED
MAYTRX WALL OUTDOOR FIREPLACE KIT

The MaytRx Fireplace is available in two distinct rock faced textures: Split Face and Renaissance. If contemporary style is preferred, this fireplace design is perfect. The kit is complete with four pallets of MaytRx wallstones, two concrete lintels and a top of the line Lennox™ stainless steel fireplace and features stainless steel curtain pull screens, a stainless steel fire grate, a 4-foot high, air-cooled chimney and black powder coated termination cap complete with galvanized flashing. Also standard are refractory brick panels inside the firebox and six 6" x 6" polished granite tiles for the face on the front of the unit. Ready to Install... absolutely NO cutting necessary. Shipped as a wood burning unit, the fireplace can also be converted to gas. See instructions. Step-by-step instructions in English and Spanish included.



DIMENSIONS	8' 5"H x 5' 1 1/2" W x 4'D (Fireplace including Chimney Cap) 20 3/16"H x 36"W x 20 1/4"D (Firebox)
TOTAL PALLETS	5
TOTAL WEIGHT	13,800 Lbs.
PRICE PER KIT	Split Face Renaissance

OPTIONAL MAYTRX
FIREWOOD BOX EXTENSION KIT



DIMENSIONS: 36"H x 44"W x 38"D
TOTAL PALLETS: 2
WEIGHT: 4,700 Lbs.
PRICE: - Split Face
- Renaissance

NATURAL GAS OPTION 18" DUAL
OUTDOOR BURNER/LOG SET KIT




DIMENSIONS: 18"Wide
TOTAL WEIGHT: 66 Lbs.
COLOR: Red Oak
PRICE:

CAMBRIDGE PRE-PACKAGED MAYTRX WALL
FIREPLACE KIT WITH CAST STONE SURROUND



The surrounds are made of Architectural Cast Stone, which has the look of natural stone, and is a highly refined precast concrete combining the finest raw materials, one of the most advanced manufacturing technologies and exquisite craftsmanship to create a product worthy of your project.

CAMBRIDGE PRE-PACKAGED MAYTRX WALL
FIREPLACE KIT WITH CAST STONE SURROUND DELUXE



Complete with a square design cast Stone Fireplace Surround, full width hearth and 8 1/8" x 8 1/8" square medallion. Cast stone is available in 2 color choices: Bluestone and Chestnut.	
TOTAL PALLETS	6
TOTAL WEIGHT	13,000 Lbs.
PRICE PER KIT	Split Face Renaissance

Complete with an arched design cast stone fireplace surround, full width hearth, mantel, chimney cap and 8 1/8" x 8 1/8" square medallion. Cast stone is available in 2 color choices: Bluestone and Chestnut.	
TOTAL PALLETS	6
TOTAL WEIGHT	12,000 Lbs.
PRICE PER KIT	Split Face Renaissance

CAMBRIDGE OUTDOOR GRILL KITS

CAMBRIDGE PRE-CUT & PRE-PACKAGED LEDGESTONE WALL GRILL MODULE KIT

This Grill Module is complete with two pallets of Ledgestone Wallstones/Corners and a top of the line stainless steel appliance package, all set in a polished granite countertop. The countertop comes in a choice of Black Uba Tuba or Venetian Gold. Ready to install... absolutely NO cutting necessary. Step-by-step instructions in English and Spanish included.



DIMENSIONS	6' 3" L x 3' D x 3' 6" H	
TOTAL PALLETS	3	
TOTAL WEIGHT	6,030 Lbs.	
PRICE PER KIT		Sandstone Blend
		Bluestone Blend



CAMBRIDGE PRE-CUT & PRE-PACKAGED OLDE ENGLISH WALL GRILL MODULE KIT

In a smaller scale than the outdoor kitchen kit, the Grill Module is complete with two pallets of Olde English Wallstones and a top of the line stainless steel appliance package, all set in a polished granite countertop. The countertop comes in a choice of Black Uba Tuba or Venetian Gold. Ready to install... absolutely NO cutting necessary. Step-by-step instructions in English and Spanish included.



DIMENSIONS	6' 3" L x 3' D x 3' 6" H	
TOTAL PALLETS	2	
TOTAL WEIGHT	5,500 Lbs.	
PRICE PER KIT		Sandstone Blend
		Bluestone Blend



CAMBRIDGE PRE-CUT & PRE-PACKAGED MAYTRX WALL GRILL MODULE KIT

This style comes complete with two pallets of MaytRx 6 Wallstones as well as a top of the line stainless steel appliance package, all set in a polished granite countertop in a choice of Black Uba Tuba or Venetian Gold. Ready to install... absolutely NO cutting necessary. Step-by-step instructions in English and Spanish included. Corner Column Lights not included.



DIMENSIONS	6' 3" L x 3' D x 3' 6" H	
TOTAL PALLETS	3	
TOTAL WEIGHT	5,450 Lbs.	
PRICE PER KIT		Split Face
		Renaissance



STAINLESS STEEL APPLIANCE PACKAGE

- Grill (38" Wide x 20" Deep)
- 5 Burners With 75,000 BTU Auto Ignition
- 2 Lights For Nighttime Cooking
- Rotisserie
- Built-in Thermometer
- Warming Rack
- Slide Out Grease Tray
- Cabinet Access Doors

NOTE:

All Gas Kits, Appliances & Accessories must be installed by a licensed plumber in accordance with all local municipality codes and ordinances. Installer must refer to product installation manual for specific installation and safety information.

CAMBRIDGE PRE-PACKAGED OUTDOOR KITCHEN KIT

OUTDOOR KITCHEN APPLIANCES WITH 20 YEAR WARRANTY*

CAMBRIDGE PRE-PACKAGED OLDE ENGLISH WALL KITCHEN KIT

Complete with four pallets of Olde English Wallstones, two concrete lintels, and appliances including grill, refrigerator, sink, and cabinets all set in polished granite countertops. Granite countertops come in 2 color choices: Black Uba Tuba or Venetian Gold. Ready to Install... absolutely NO cutting necessary. Step by step instructions in English and Spanish included.

DIMENSIONS L-SHAPED KITCHEN	Short Side: 6' 4" Long Long Side: 12' Long • Both: 3' Deep	
TOTAL PALLETS	6	
TOTAL WEIGHT	12,500 Lbs.	
PRICE PER KIT	Sandstone Blend	
	Bluestone Blend	



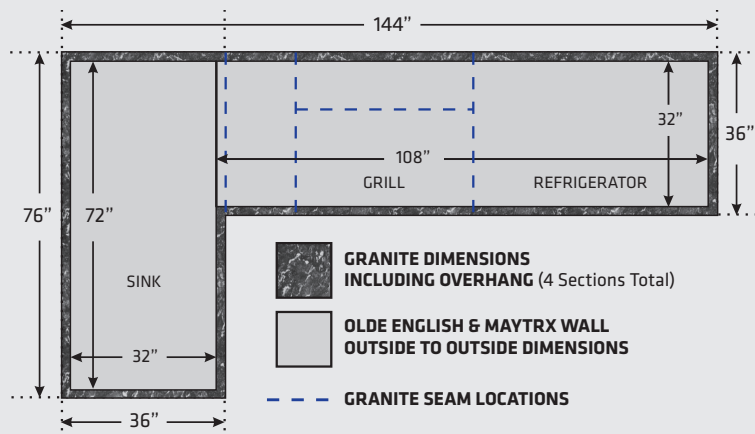
CAMBRIDGE PRE-PACKAGED MAYTRX WALL KITCHEN KIT

Complete with four pallets of MaytRx Wallstones, two concrete lintels, and appliances including grill, refrigerator, sink, and cabinets all set in polished granite countertops. Granite countertops come in 2 color choices: Black Uba Tuba or Venetian Gold. Ready to Install... absolutely NO cutting necessary. Step by step instructions in English and Spanish included.

DIMENSIONS L-SHAPED KITCHEN	Short Side: 6' 4" Long Long Side: 12' Long • Both: 3' Deep	
TOTAL PALLETS	6	
TOTAL WEIGHT	12,200 Lbs.	
PRICE PER KIT	Split Face	
	Renaissance	



Both kitchens are designed as a left side "L" shape. If your customer prefers a right side "L" shape call your Cambridge distributor and place a Special Order accordingly so the granite countertops can be custom made.



Note: Should you purchase the optional Cambridge Pre-Packaged Pergola Kit for the Olde English or MaytRx Wall Kitchen Kit it must be installed at the same time. The Pre-Packaged Pergola Kit requires concrete footings and CANNOT be added afterwards. When adding a Cambridge Pre-Packaged Pergola Kit the granite countertops will be made custom to fit.

38" GRILL

Double lined roll top grill with 2 lights for night time grilling. 20" x 38" cooking area with stainless steel grill grates and trim kit. 5 cast stainless steel 75,000 BTU burners with 6 sure lite gas valves with automatic ignition. Heavy duty stainless steel rotisserie with built in thermometer, warming rack and slide out grease tray. Grill is shipped as a Propane Gas (LP) Grill. For a Natural Gas (NG) Grill call your Cambridge distributor and place a Special Order accordingly.

STAINLESS STEEL REFRIGERATOR AND FRAME

Upright stainless steel refrigerator with space saving flush back design. Reversible door with left or right swing. Full range temperature control, built in beverage can dispenser and stainless steel trim kit. Dimensions: 19.25"W x 33"H x 22"D

STAINLESS STEEL SINK

Stainless steel drop in sink complete with hot and cold faucet set with long neck bar spout. Dimensions: 15"L x 15"W

STAINLESS STEEL ACCESS DOORS

Allow easy access to propane tank under grill and plumbing under sink. All doors have slide hinges for easy removal providing ease of cleaning.

Sink Single Door Dimensions: 22"H x 18"W x 2"D

Grill Double Doors Dimensions: 22"H x 33"W x 2"D.

*See manufacturer's manual for warranty details.


CAMBRIDGE ACCENT MEDALLIONS FOR ALL CAMBRIDGE PRE-PACKAGED KITS



Add Cambridge Medallions to all your Cambridge Kits. Guaranteed to enhance all your wall, column, kitchen & fireplace projects. Available in 2 shapes and sizes. Medallions are available in 2 color choices: Bluestone and Chestnut.

	SQUARE MEDALLION		ROUND MEDALLION	
	SMALL	LARGE	SMALL	LARGE
DIMENSIONS	8 1/8" x 8 1/8"	12 x 12	8 1/8" Diameter	12" Diameter
TOTAL WEIGHT	11.5 Lbs.	24 Lbs.	8.9 Lbs.	13.5 Lbs.
PRICE PER MEDALLION				

CAMBRIDGE APPLIANCES



	COYOTE 38" GRILL (DROP IN UNIT)	STAINLESS STEEL REFRIGERATOR AND FRAME	STAINLESS STEEL SINK (DROP IN UNIT)	STAINLESS STEEL ACCESS DOORS	STAINLESS STEEL BAR CENTER PACKAGE (DROP IN UNIT)
COYOTE OUTDOOR has received the highest honor of "Platinum List 2015" awarded by Ocean Home magazine for the design and functionality and overall use of our grill and accessory products. <i>"A market leader in the design, development and production of high-quality stainless steel grills and accessories, Coyote offers ocean homeowners the chance to create their dream outdoor kitchens."</i>	Double-lined 6 roll top grill with vented handle, thermometer and 2 lights for night time grilling. 20" x 38" cooking areas with stainless steel grill grates and heat control grids. 5 cast stainless steel 75,000 BTU burners with 6 sure lite gas valves with automatic ignition. Heavy duty stainless steel rotisserie, rotisserie storage rack, warming rack and slide out grease tray. Grill is shipped as a Propane Gas (LP) Grill. For a Natural Gas (NG) Grill call your Cambridge distributor and place a custom order accordingly. Grill Cutout Dimensions: 38" W x 19 5/8" D x 9 1/4" H	Upright stainless steel refrigerator with space saving flush back design. Reversible door with left or right swing. Full range temperature control, adjustable glass shelves, built in beverage can dispenser and stainless steel trim kit. Dimensions: 19.25" W x 33" H x 22" D Refrigerator Frame Cutout Dimensions: 20 1/2" W x 1 1/2" D x 36" H	Stainless steel drop in sink complete with hot and cold faucet set with long neck bar spout. Dimensions: 15" L x 15" W Sink Cutout Dimensions: 14 1/4" W x 14 1/4" D x 7 5/8" H	Allow easy access to propane tank under grill and plumbing under sink. Solid Stainless Steel Handles and welded inner frame. 2 Options Single Door Dimensions: 22" H x 18" W x 2" D Single Door Cutout Dimensions: 15 3/8" W x 2" D x 19 5/8" H Double Doors Dimensions: 22" H x 33" W x 2" D Double Door Cutout Dimensions: 30 5/8" W x 2 3/8" D x 19 1/2" H	Bar caddy complete with sink and long neck coldwater faucet, plus convenience features comprised of an ice compartment, removable cutting board, condiment holder with four compartments, speed rack, towel holder, and bottle opener. Bar Center Cutout Dimensions: 29" W x 21 5/8" D x 9 3/4" H
PRICE PER				Single Double	

SMOKIN BROTHERS® WOOD PELLET BBQ SMOKER GRILLS

STAND ALONE SMOKIN BROTHERS® WOOD PELLET SMOKER BBQ GRILLS	PREMIER SMOKER GRILL <i>Top Seller</i>		TRADITIONAL SMOKER GRILL		BARN-B-QUE SMOKER GRILL
Made in the USA, and designed to stand-alone on a patio or build into a custom hardscape outdoor kitchen design. Get the convenience of a gas grill with the unmistakable smoky-flavor that comes from real wood-pellet cooking.					
DIMENSIONS	24" Wide	36" Wide	20" Wide	30" Wide	30" Wide
TOTAL WEIGHT	175 Lbs.	235 Lbs.	130 Lbs.	160 Lbs.	170 Lbs.
PRICE PER SMOKER					

SMOKER FEATURES

Heavy 12-gauge lid for durability and heat retention • Standard second shelf for maximum cooking surface • Heavy-duty multi-sectional porcelain grids
 Digital thermostat control for optimum performance • Electronic auger automatically feeds the pellets to control the cooking temperature
 Heats up to 300 degrees in only 10 minutes – no natural gas, liquid propane or charcoal briquettes • Center smoke exhaust for more even cooking
 Multi-directional castors for ease of movement • 3-year warranty / 12 – 15 year life expectancy • Grill cover included • Instructions and recipes included

CAMBRIDGE OUTDOOR PATIO PUB & BISTRO TABLE KITS

CAMBRIDGE PRE-PACKAGED PATIO PUB & BISTRO TABLE KITS


Choose from two styles – Olde English Wall (shown right) and MaytRx Wall (shown left). Both come with a choice of 48" x 48" square or 60" diameter round polished Granite Top in either Black Uba Tuba or Venetian Gold.

MAYTRX WALL

Complete with one pallet of MaytRx Column Wallstones to build a 22" x 22" single pedestal for a 42" high table.

OLDE ENGLISH WALL

Complete with 48 pieces of Olde English Wallstones to build a 20" x 20" single pedestal for a 42" high table.



2" Diameter Hole
Pre-Drilled For An Umbrella
(Not Included)

Seats Up To 8 People



	OLDE ENGLISH WALL ROUND	MAYTRX WALL ROUND	OLDE ENGLISH WALL SQUARE	MAYTRX WALL SQUARE
DIMENSIONS	20" L x 20" W 42" High Table	22" L x 22" W 42" High Table	20" L x 20" W 42" High Table	22" L x 22" W 42" High Table
TOTAL PALLETS	2	2	2	2
TOTAL WEIGHT	1,925 Lbs.	2,465 LBS.	1,840 LBS.	2,380 LBS.
STYLE		SPLIT FACE RENAISSANCE		SPLIT FACE RENAISSANCE
PRICE PER KIT - GRANITE TOP				

CAMBRIDGE OUTDOOR PIZZA OVEN KITS

OLDE ENGLISH WALL PIZZA OVEN

Complete with four pallets of Olde English Wallstones. Instructions in English and Spanish included. Choice of Cast Stone Surround Deluxe in Bluestone or Chestnut.

- 31" - Diameter Floors.
- Once the oven heats up to 800 degrees it will cook pizza in about 90 seconds.
- A decorative metal door encloses the opening when not in use.
- A "breaking in" period must be adhered to (See instructions).
- The installation of this kit requires a machine on site to set the pizza oven box.

PROFESSIONAL QUALITY CARE & COOKING PACKAGE

- 13" Rectangular Pizza Peel
- 8" Round Pizza Peel For Rotating And Removing The Pizza From The Oven
- Adjustable Brush With Copper Bristles
- Oven Rake
- Oven Ash Shovel
- Wall-mounted Peel Rack



MAYTRX WALL PIZZA OVEN

Complete with five pallets of MaytRx 6 Wallstones. Instructions in English and Spanish included. Choice of Cast Stone Surround Deluxe in Bluestone or Chestnut.



DIMENSIONS	8' 2" H x 5' 4 1/4" W x 6' 3/4" D	
TOTAL PALLETS	6	
TOTAL WEIGHT	11,750 Lbs.	
PRICE PER KIT		Sandstone Blend
		Bluestone Blend

DIMENSIONS	7' 6" H x 5' 8" W x 6' 9" D	
TOTAL PALLETS	7	
TOTAL WEIGHT	14,800 Lbs.	
PRICE PER KIT		Split Face
		Renaissance

CAMBRIDGE OUTDOOR BAR MODULE KITS

CAMBRIDGE PRE-CUT & PRE-PACKAGED OLDE ENGLISH BAR MODULE KIT

Complete with two pallets of Olde English Wallstones and a top of the line 30" Bar Center package set in a polished granite countertop in a choice of Black Uba Tuba or Venetian Gold. The finished bar also features a footrest that wraps around three sides. Ready to install... absolutely NO cutting necessary. Step-by-step instructions in English and Spanish included.



CAMBRIDGE PRE-CUT & PRE-PACKAGED MAYTRX BAR MODULE KIT

This style comes complete with three pallets of MaytRx Wallstones and a top of the line 30" Bar Center package set in a polished granite countertop in a choice of Black Uba Tuba or Venetian Gold. The finished bar also features a footrest that wraps around three sides. Ready to install... absolutely NO cutting necessary. Step-by-step instructions in English and Spanish included.



STAINLESS STEEL BAR CENTER PACKAGE

- Cabinet Access Door
- Refrigerator • Bar Caddy Complete With Sink And Long Neck Coldwater Faucet, Plus Convenience Features Comprised Of An Ice Compartment, Removable Cutting Board, Condiment Holder With Four Compartments, Speed Rack, Towel Holder, And Bottle Opener



DIMENSIONS	7' 8" L x 3' 7" D x 3' 6" H	
TOTAL PALLETS	3	
TOTAL WEIGHT	6,100 Lbs.	
PRICE PER KIT		Sandstone Blend
		Bluestone Blend

DIMENSIONS	7' 8" L x 3' 7" D x 3' 6" H	
TOTAL PALLETS	5	
TOTAL WEIGHT	8,100 Lbs.	
PRICE PER KIT		Split Face
		Renaissance

FIRE AND WATER KITS

NEW! ETERNAL FLAME

New for 2016!

- "Chill-out" with one of the "hottest" trends in backyard amenities with this long, linear, gas-burning insert that is reminiscent of those found at a favorite restaurant, lounge or lodge setting. Sold separately. Your choice...
- Build one or more into in any custom Cambridge Wall System
 - Situate in an enclosure of Cambridge Wallstones as a stand-alone element
 - Available in Natural gas or Liquid propane
 - Complete drop-in fire pit insert utilizes a standing pilot with thermocouple to safely control gas flow. Flame sensing- flame blows out, gas will turn off. Spark ignition, no match required.
 - Includes fully assembled stainless steel pan & stainless steel burner, control box with pilot assembly
 - UL Certified
 - Dimensions: 37" x 8" Pan / 76,000 BTU Flame
 - Weight: 27 Lbs.



PRICE PER

NEW! H2ONFIRE - (SPECIAL ORDER ONLY)

New for 2016!

- A true fire on water attraction for your backyard retreat. Combining the best of both worlds— the calming sound of a water feature with the lighting and warmth of a firepit.
- Made with 76 pieces of LedgeStone Radius Wall with LedgeStone Cast Stone caps
 - Patent pending burner design with backflow prevention and 65,000 BTU flame
 - Remote control with auto relight, filtration, pump and level adjustment
 - Available in Natural gas or Liquid propane.

DIMENSIONS	53" inside, 68" outside 19" height (wallstone) 28" height (fountain)
TOTAL PALLETS	2
TOTAL WEIGHT	2,809 Lbs.
PRICE PER KIT	Bluestone Blend



PRE-PACKAGED WATERFALL KITS

CAMBRIDGE RECTANGULAR PRE-PACKAGED WATERFALL KIT

The rectangular waterfall kit is complete with 112 pieces of Olde English Wall and a pondless waterfall. Features a 24 in. waterfall with an illuminating light. One piece 33 gallon basin with prefiltered pump chamber. Tidal Wave 2 pump and Matala filter mat. Ready to install... absolutely NO cutting necessary. Step by step instructions in English and Spanish included.

DIMENSIONS	40" H x 3' 4" D x 7' W
BASIN DIMENSIONS	20" H x 24" D x 44" W
TOTAL PALLETS	1
TOTAL WEIGHT	3,400 Lbs.
PRICE PER KIT	Sandstone Blend Bluestone Blend



CAMBRIDGE ROUND PRE-PACKAGED WATERFALL KIT

The round waterfall kit is complete with 30 pieces of Olde English Radius Wall, 61 pieces of Olde English Wall and a pondless waterfall. Features a 24 in. waterfall with an illuminating light. One piece 33 gallon basin with prefiltered pump chamber. Tidal Wave 2 pump and Matala filter mat. Ready to install... absolutely NO cutting necessary. Step by step instructions in English and Spanish included.

DIMENSIONS	40" H x 3' 5" D x 7' W
BASIN DIMENSIONS	20" H x 24" D x 44" W
TOTAL PALLETS	1
TOTAL WEIGHT	2,420 Lbs.
PRICE PER KIT	Sandstone Blend Bluestone Blend



CAMBRIDGE FOUNTAIN KITS

CAMBRIDGE PRE-PACKAGED FOUNTAIN KIT

- Available With Choice Of 3 Different Wall Options (Pyzique Wall Split Face & Renaissance Or Olde English Radius Wall)
- Illuminated 24" High Vase In Simulated Granite Finish
- LED Light Ring Illuminates The Vase
- Complete With A 32" Basin, Pump, Hardware & Instructions

SIZE	See Fire Pit Page for Size & Dimensions
TOTAL PALLETS	1
TOTAL WEIGHT	1,850 Lbs.
PRICE PER KIT	Olde English Pyzique (Split Face) Pyzique (Renaissance)



CAMBRIDGE WATER FEATURE WITH 3 FOUNTAINS

- Illuminated Set Of 3 Color Changing Vases In 18", 24" & 32" Heights
- Can Be Installed Into A Cambridge Patio Or Anywhere In Your Landscape Design
- LED Light Ring Illuminates The 3 Vases
- Complete With A 46" Basin, Pump, Hardware & Instructions

TOTAL PALLETS	1
TOTAL WEIGHT	200 Lbs.
PRICE PER KIT	
48 COLOR LIGHTING OPTIONS IN ONE! Select one light color or run 16 different color changing combinations by remote control. Standard on all Waterfall & Vase Fountain Kits	



CAMBRIDGE DOUBLE SPOUT & FLEXIBLE BASIN KITS

CAMBRIDGE DOUBLE SPOUT & FLEXIBLE BASIN KIT

All-in-one convenience when building a custom water feature, the Kit comes complete with: two brass wall spouts, one 4' x 2' x 16" flexible basin, one control module/remote/splitter for lighting, and one TT1500 Pump – ready to use along with your choice of Cambridge Wallstone or Stone Veneer (not included).

KIT INCLUDES:

- 2 Mantova Solid Brass Wall Spouts
- (Two 48 Color changing spout lights included)
- Flow Rate: 600-gph (gallons per hour)
- Inlet: 1 1/2" FIPT
- Dimensions: 5"W x 4 3/4"D x 5" H

Flexible Hardscape Basin

- Dimensions: 4'W x 2'D x 16"H
- Capacity: 80 gallons
- Includes: 2" Bulkhead w/backing plate

Other items:

- TT1500 Pump, Control Module, Remote, Splitter for Lights and all required Fittings & PVC tubing.



TOTAL PALLETS	1
TOTAL WEIGHT	25 Lbs.
PRICE PER KIT	

CAMBRIDGE DOUBLE SPOUT, FLEXIBLE BASIN & 12" SPILLWAY KIT!

The photo below is an example of a custom installation using our Double Spout, Flexible Basin & 12" Spillway Kit. (Wallstones not included)

All the same specifications and components as found in the Double Spout & Flexible Basin Kit with the addition of a 12" stainless steel spillway, and a 48 color changing light ring. The TT3000 pump replaces the smaller TT1500 pump.



TOTAL PALLETS	1
WEIGHT	30 Lbs.
PRICE PER KIT	

ARLEQUIN PERGOLA

New for 2016!

NEW! ARLEQUIN PERGOLA

Simple sliding panels allow you to easily decide where you want shade. In one smooth action: less here, more there— everything is possible. Panels can be gathered together for maximum light, but when they are completely spread, the Arlequin offers full protection from the sun. Play with colors and designs as easily as you play with light and shade. Choose the color of each individual panel before the pergola is installed and that gives you endless decorative combinations!

- Manual operation
- 8 different panel colors for limitless creative options
- 10 year warranty on aluminum parts (blades and structures), 3 years on panels and mechanisms
- Take advantage of an optional local installation service

SIZE	10' x 15'	20' x 15'
PANELS	6	12
PALLET SIZE	15' x 2.5' x 2' & (2) 5' x 5' boxes	20' x 2.5' x 2' & (4) 5' x 5' boxes
TOTAL WEIGHT	644 Lbs.	1,052 Lbs.
PRICE PER		
INSTALLATION PRICE	\$1,650.00	\$2,750.00

Delivery Not Included

Cambridge will provide delivery cost at time of order. 4 Week Lead Time



Cambridge standard panel colors available:
Green Beige, Zinc Yellow, Dahlia Yellow, Traffic Red,
Traffic Purple, Light Blue, Pastel Green, Signal Grey

BIOCLIMATIC PERGOLA

New for 2016!

NEW! BIOCLIMATIC PERGOLA

Our Bioclimatic Pergola is innovative and original! And it gives you expanded space for outdoor living. The whole system is composed of individual blades, like Venetian blinds. Wind and rain? No panic. With family or friends, be in good company whatever the weather. Now you can enjoy outdoor space with versatility like never before!

- Motorized operation with remote control wind and rain sensors
- 3 different panel colors to choose from
- 10 year warranty on aluminum parts (blades and structures), 3 years on mechanisms
- Take advantage of an optional local installation service

SIZE	10' x 13'	20' x 13'
PALLET SIZE	13' x 2.5' x 2'	20' x 2.5' x 2'
TOTAL WEIGHT	558 Lbs.	1,045 Lbs.
PRICE PER		
INSTALLATION PRICE	\$1,650.00	\$2,750.00

Delivery Not Included

Cambridge will provide delivery cost at time of order. 4 Week Lead Time

Standard colors available (structures/louvers):
Pure White, Light Ivory, Anthracite Grey



INSTALLATION FOR BIOCLIMATIC & ARLEQUIN PERGOLA

The manufacturer of both the Bioclimatic & Arlequin Pergolas require that a professional installer be certified to install these models. How can you become certified? You will utilize PT Supply for your first installation. Installation prices for each pergola are listed above. You will be trained onsite and then certified.

PRE-PACKAGED 4 COLUMN PERGOLA KITS

LOW MAINTENANCE CAMBRIDGE PRE-PACKAGED 4 COLUMN PERGOLA KITS

Choose from three standard sizes (16' x 16', 16' x 20' and 20' x 20') or specify any custom size to meet specific requirements of your project. Constructed of high strength fiberglass in a high quality factory-applied white finish with the appearance of painted wood without the maintenance. Includes four 10" square, 5' fiberglass Tuscan columns to be set on any Cambridge Wallstone Column (not included). 8' round columns are available as special order. Optional installation by a local professional is available. For extra shelter from the sun and rain, add an easy to connect, optional overhead canopy with durable, extruded aluminum parts (excludes purlins as shown in photograph), which includes a WeatherGuard rain layer. A choice of stylish fabrics, green or red with beige stripes and Roman pleats, carries one of the best fabric warranties in the industry!

Installation Available - See Page 24*

SIZE	16' x 16'	16' x 20'	20' x 20'
PALLET SIZE	16' x 2' x 2'	20' x 2' x 2'	20' x 2' x 2'
TOTAL WEIGHT	1,000 Lbs.	1,200 Lbs.	1,600 Lbs.
PRICE PER KIT			
PRICE PER KIT WITH CANOPY			
INSTALLATION PRICE	\$850.00	\$850.00	\$850.00



Optional Overhead Canopy Shown Above

Available in Two Colors: Green with Beige Stripes & Red with Beige Stripes

PRE-PACKAGED FAN-SHAPED PERGOLA

CAMBRIDGE PRE-PACKAGED FAN-SHAPED PERGOLA

Trapezoidal configuration presents a dramatic alternative to a rectangular pergola in a corner of your patio.

- Fits In Area 13' x 13' From Corner
- Choice of Two or Four 10" Diameter Fiberglass Tuscan Columns & Bases (Columns Come In Base White)
- Columns Can Be Set On Any Cambridge Wallstone Columns
- All Components Pre-Cut & Drilled For Easy Assembly

Installation Available - See Page 24*

SIZE	9' 9" H x 9' 2 1/4" W (Back) & 18' 4 5/8" (Front)
PALLET SIZE	18' x 2' x 2'
TOTAL WEIGHT	1,000 Lbs.
PRICE PER KIT	
INSTALLATION PRICE	\$700.00



CUSTOM OPTION
SHOWN LEFT
TWO COLUMN FAN
PERGOLA WITH
NO HORIZONTAL
CROSS BEAMS.

FOUR COLUMN FAN
PERGOLA SHOWN RIGHT



PRE-PACKAGED COLONNADE COLUMN PERGOLA

CAMBRIDGE PRE-PACKAGED COLONNADE COLUMN PERGOLA

A custom pergola with pre-packaged convenience! You can custom order the length you need up to 20 ft. for virtually any application.

- Two or Three 10" Diameter Fiberglass Tuscan Columns & Bases (Columns Come In Base White)
- Columns Can Be Set On Any Cambridge Wallstone Column Or Outdoor Living Component
- All Components Pre-Cut & Drilled For Easy Assembly

Installation Available - See Page 24*

STANDARD SIZE	9' 9" H x 8' D (Length As Per Order)						
PALLET SIZE	CALL FOR INFORMATION <i>Will vary depending on length chosen</i>						
TOTAL WEIGHT							
INSTALLATION PRICE	\$700.00						
CAMBRIDGE COLONNADE PRICING GUIDE							
Length in Feet from Outside Column to Outside Column	up to 8	9-10	11-12	13-14	15-16	17-18	19-20
Number of Columns	2	2	2	2	3	3	3
Number of Rafters	6	7	8	9	10	11	12
PRICE							

Total length of the colonnade is three feet longer than the column center to column center dimensions. Columns must be set on a concrete footing with an embedded steel angle iron.



CAMBRIDGE PRE-PACKAGED KITCHEN PERGOLA KIT

CAMBRIDGE PRE-PACKAGED KITCHEN PERGOLA KIT

Constructed of high strength fiberglass in a high quality factory-applied white finish with the appearance of painted wood without the maintenance. The Kit includes all the material and hardware required to build your Pergola with 10 in. diameter fiberglass Tuscan columns and bases. All components are pre-cut and drilled for easy assembly. Step by step instructions in English and Spanish included. Columns come in base white.

*Installation Available - See Below**

Attractively covers your entire Cambridge Pre-Packaged Olde English or MaytRx Wall Kitchen Kit, or can be used for any of your other outdoor living needs.

NOTE: Should you purchase the Cambridge Pre-Packaged Pergola Kit for the Olde English or MaytRx Wall Kitchen Kit it must be installed at the same time. The Pre-Packaged Pergola Kit requires concrete footings and CANNOT be added afterwards.

SIZE	9' 9"H x 12' 10 1/2" W x 8' D
PALLET SIZE	14' x 2' x 2'
TOTAL WEIGHT	725 Lbs.
PRICE PER KIT	
INSTALLATION PRICE	\$700.00



CAMBRIDGE PERGOLA & PAVILION CURTAIN SET

CAMBRIDGE PERGOLA & PAVILION CURTAIN SET

Machine washable and made for outdoor lifestyles, the sheer material provides four-sided, shade and UV protection as well as an obstruction against flying insects. Offered as an option for each of the Cambridge 4 Column Pergola & Pavilions Kits. Available in choice of Black or White Mesh Fabric. Packaged in 2 Cartons weighing 100 Lbs.

*Installation Available - See Below**

SIZE	16' x 16' Pergola	16' x 20' Pergola	20' x 20' Pergola	10' x 15' Pavilion	12' x 18' Pavilion
PRICE					



CAMBRIDGE PRE-PACKAGED PAVILION KIT

CAMBRIDGE PRE-PACKAGED PAVILION KIT

Arched beams and dental molding highlight our new pavilion design. Don't let the sun or rain cramp your outdoor living style! Perfect alone or in combination with other Cambridge kits, the Pavilion Kit from Cambridge will provide a year-round, low maintenance gathering spot that will beautify any project. This substantial and well-appointed structure is constructed of traditional building materials with all exposed surfaces using low maintenance materials. The cathedral ceiling is made of tongue and groove mahogany stained pine. The roof is asphalt shingle, hickory color. Other colors are available as special order. Shown with Curtain Set and Pergola Lights (Not Included).

Choose between two standard sizes (10' x 15' and 12' x 18'). Includes four 5' round columns to be set on any Cambridge Column (not included). Pre-crafted components and hardware along with a complete set of drawings and construction techniques are provided to facilitate installation by your carpentry crew or take advantage of an optional local installation service.*

Delivery Not Included		
Cambridge will provide delivery cost at time of order. 4 Week Lead Time		
SIZE	10' x 15'	12' x 18'
PRICE PER KIT		
INSTALLATION PRICE	\$2,444.00	\$3,005.00



***INSTALLATION AVAILABLE FOR PERGOLA & PAVILION KITS!**

Contractor/Customer enters contract directly with PT Supply.
Call Peter Twaite @ 908.797.9746

ACCESSORIES

Alliance Polymeric Sand & Dust

*Black Diamond covers approximately 10% less than other sand colors

TYPE	SUPER SAND <i>Do Not Use With Stone Dust</i>				GATOR DUST <i>To Be Used With Natural Stone Only.</i>	
BAGS PER PALLET	56 Of One Color (Sold In Full Pallets Only) One 50 Lb. Bag Covers Approx. 75 Sq. Ft. Of Pavement.				56 Of One Color (Sold In Full Pallets Only) 50 Lb. Bags	
COLOR	BEIGE	SLATE GREY	BLACK DIAMOND†	IVORY	SAHARA BEIGE	STONE GREY
PRICE - PER BAG						
PRICE - PER PALLET						

TYPE	GATOR MAXX <i>To Be Used For Concrete Overlays and Stone Dust Applications Only.</i>				EUROSTONE BOND <i>To Be Used For Belgium 5-Pc. Design Kit, Cobblestone & Natural Stone Only</i>		GATOR AQUA STONE <i>To Be Used For Permeable Pavers.</i>
BAGS PER PALLET	56 Of One Color (Sold In Full Pallets Only) One 50 Lb. Bag Covers Approx. 75 Sq. Ft. Of Pavement.				56 Of One Color (Sold In Full Pallets Only) One 50 Lb. Bag Covers Approx. 23 Sq. Ft. Of Pavement.		
COLOR	BEIGE	SLATE GREY	BLACK DIAMOND†	IVORY	BEIGE	GREY	GRANITE GREY
PRICE - PER BAG							Custom Order
PRICE - PER PALLET							Custom Order

Alliance Sealers

PRODUCT	SIZE	PRICE PER CASE	PRICE EACH
GATOR SEAL NATURAL LOOK (WATER BASE)	1 Gal./Case of 4 Only*		
	5 Gallon		
GATOR SEAL SATIN LOOK (SOLVENT BASE)	1 Gal./Case of 4 Only*		
	5 Gallon		
GATOR SEAL WET LOOK (SOLVENT BASE)	1 Gal./Case of 4 Only*		
	5 Gallon		
GATOR SEAL RESEALER (SOLVENT BASE)	1 Gal./Case of 4 Only*		
	5 Gallon		
GATOR SEAL HYBRID SEALER HIGH GLOSS (WATER BASE)	1 Gal./Case of 4 Only*		
	5 Gallon		
GATOR SEAL HYBRID SEALER LOW GLOSS (WATER BASE)	1 Gal./Case of 4 Only*		
	5 Gallon		
GATOR SEAL HYBRID SEALER NO GLOSS (WATER BASE)	1 Gal. / Case of 4 Only*		
	5 Gallon		
GATORSEAL NATURAL STONE ZERO GLOSS + COLOR ENHANCER (WATER BASE)	1 Gal./Case of 4 Only*		
	5 Gallon		
GATORSEAL HYBRID SEALER LOW GLOSS + COLOR ENHANCER <i>CUSTOM ORDER ONLY</i>	1 Gal./Case of 4 Only*		
	5 Gallon		
GATORSEAL HYBRID SEALER HIGH GLOSS + COLOR ENHANCER <i>CUSTOM ORDER ONLY</i>	1 Gal./Case of 4 Only*		
	5 Gallon		
WET CAST NATURAL LOOK FINISH, ZERO GLOSS (WATER BASE) <i>CUSTOM ORDER ONLY</i>	1 Gal./Case of 4 Only*		
	5 Gallon		
WET CAST LOW GLOSS + COLOR ENHANCER (SOLVENT BASE) <i>CUSTOM ORDER ONLY</i>	1 Gal./Case of 4 Only*		
	5 Gallon		
GATOR ROLLER 9"	Case of 12 Only*		
SOLVENT RESISTANT ROLLER 9"	Case of 12 Only*		

Alliance Binders

PRODUCT	SIZE	PRICE PER CASE	PRICE EACH
GATOR ROCK BOND (BINDER ONLY)	1 Gal. / Case of 4 Only*		
GATOR ROCK BOND KIT	1Qt. Binder / 40 Lbs. of Rock		
GATOR STONE BOND XP	5 Gallon		

Alliance Cleaners

PRODUCT	SIZE	PRICE PER CASE	PRICE EACH
GATOR CLEAN EFFLORESCENCE CLEANER	1 Gal. / Case of 4 Only*		
	5 Gallon		
GATOR PROFESSIONAL GRADE EFFLORESCENCE REMOVER	5 Gallon		
GATOR CLEAN OIL & GREASE REMOVER XP	1 QT. / Case of 6 Only*		
GATOR CLEAN RUBBER, PAINT & TAR REMOVER	1 QT. / Case of 6 Only*		
GATOR CLEAN M3 MILDEW REMOVER	1 QT. / Case of 6 Only*		
GATOR CLEAN SHAMPOO	1 Gal. / Case of 4 Only*		
	5 Gallon		
GATOR CLEAN RUST REMOVER	1 QT. / Case of 6 Only*		
GATOR CLEAN SEALER STRIPPER	1 Gal. / Case of 4 Only*		
	5 Gallon		
GATORENE	1 Gal. / Case of 4 Only*		

Alliance Adhesives

PRODUCT	SIZE	PRICE PER CASE	PRICE EACH
GATOR XP LOW VOC ADHESIVE*	10 Oz. Tube / Case of 12		
	28 Oz. Tube / Case of 12		
GATOR HIGH STRENGTH LOW VOC ADHESIVE*	10 Oz. Tube / Case of 12		
	28 Oz. Tube / Case of 12		

Alliance Edge Restraints


PRODUCT	SIZE	BUNDLE PRICE	PALLET PRICE
GATOR RIGID EDGING 24 Pcs./Bundle 28 Bundles/Pallet	8 Lin. Ft. Per Pc.		
	192 Lin. Ft. Per Bundle	<i>Per Lin. Ft.</i>	<i>Per Lin. Ft.</i>
GATOR FLEX EDGING 24 Pcs./Bundle 28 Bundles/Pallet	8 Lin. Ft. Per Pc.		
	192 Lin. Ft. Per Bundle	<i>Per Lin. Ft.</i>	<i>Per Lin. Ft.</i>

Geogrid & GeoTextile

TYPE & STRENGTH	ROLL SIZE	PRICE PER ROLL	PRICE PER CARTON
CAMBRIDGE 5-SERIES GEOGRID	100 Sq. Yds./Roll (6 Ft. W x 150 Ft. L)		
CAMBRIDGE UNIVERSAL GEOGRID (Bi-Directional) For Walls Up To 6 Ft. Only	22.2 Sq. Yds./Roll (4 Ft. W x 50 Ft. L) 222 Sq. Yds./Carton (10 Rolls In Display Carton)*		
CAMBRIDGE GEOTEXTILE SSS Soil Strengthener Under Base For Pavers	375 Sq. Yds./Roll (12 1/2 Ft. W x 27 Ft. L) Folded 300 Sq. Yds. (8 Rolls In Display Carton)*		

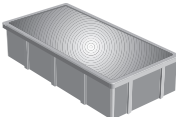


*Sold by the Case or Carton Only




SOLAR POWERED PAVER LIGHTS & SolaNlo® PAVERS




PRODUCT	SOLAR POWERED LED PAVER LIGHTS <i>Top Seller</i> Join the solar power revolution and say hello to power from the sun. Say good-bye to wiring, cable and electrical power supplies - the built-in solar panels will hold a charge up to 8 continuous light hours and ultra-bright LEDs provide up to 100,000 hours of use. Made of durable, glass block material. <i>Available in 4 x 8, 6 x 6 & 6 x 9 sizes.</i>			SolaGlo PAVER LIGHTS <i>A Tough & Permanent Surface Treatment that Glows in the Dark.</i> <i>Available in: White, Sahara and Bluestone</i>	
	SIZE IN INCHES	4 x 8	6 x 6	6 x 9	6 x 9 (RoundTable)
	NOTE	Sold By Case Only 6 Per Case	Sold By Case Only 5 Per Case	Sold By Case Only 5 Per Case	Sold By Case Only - 4 Per Case
	PRICE - PER CASE				
PRICE - EACH					

PAVER & WALL LIGHTS

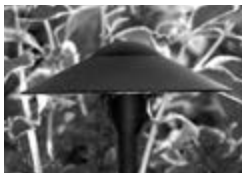
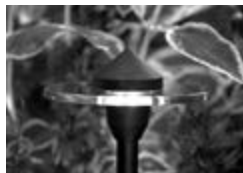

* **Note:** All kits include wire & transformer. Additional lights cannot be added to transformer supplied without increasing size or number of transformers. Refer to technical literature from manufacturer.




PRODUCT							
	PAVER LIGHT 7-WATT	LIGHT KIT 4-WATT*	LIGHT KIT 4-WATT*	PAVER LIGHT TWO 7-WATT	LIGHT KIT TWO 7-WATT*	PAVER LIGHT 7-WATT	LIGHT KIT 7-WATT*
SIZE IN INCHES	4 x 8	8 Light Kit	14 Light Kit	6 x 9	6 Light Kit	6 X 6	8 Light Kit
NOTE	Sold By Case Only 10 Per Case	Per Box	Per Box	Sold By Case Only 10 Per Case	Per Box	Sold By Case Only 10 Per Case	Per Box
PRICE	PER CASE	PER BOX	PER BOX	PER CASE	PER BOX	PER CASE	PER BOX
PRICE - EACH							

PRODUCT	 BC LEDGESTONE LIGHT 7-WATT		 WALL LIGHT 7-WATT		 WALL LIGHT KIT 7-WATT	
	LIGHT KIT 4-WATT*		WALL LIGHT KIT 7-WATT*		WALL LIGHT KIT 7-WATT*	
	SIZE IN INCHES	4 1/2 x 9	14 Light Kit	6 H x 8 L	4 Light Kit	4 H x 12 L
	NOTE	Sold By Case Only 10 Per Case	Per Box	Sold By Case Only 8 Per Case	Per Box	Sold By Case Only 8 Per Case
	PRICE	PER CASE	PER BOX	PER CASE	PER BOX	PER CASE
PRICE - EACH						

PRODUCT	 <div>Colors: Onyx or Chestnut</div>							
	WALL/TREAD LIGHT 7-WATT	LIGHT KIT 7-WATT*	LIGHT KIT 7-WATT*	CORNER/ COLUMN LIGHT Two 7-WATT	LIGHT KIT Two 7-WATT*	LIGHT KIT Two 7-WATT*	PERGOLA LIGHT Two 7-WATT	LIGHT KIT Two 7-WATT*
SIZE IN INCHES	6 1/4 x 1 1/2	5 Light Kit	10 Light Kit	5 1/2 x 5 1/2 x 1 1/2	4 Light Kit	8 Light Kit	3 W x 6 1/2 H	4 Light Kit
NOTE	Sold By Case Only 10 Per Case	Per Box	Per Box	Sold By Case Only 8 Per Case	Per Box	Per Box	Sold By Case Only 8 Per Case	Per Box
PRICE	PER CASE	PER BOX	PER BOX	PER CASE	PER BOX	PER BOX	PER CASE	PER BOX
PRICE - EACH								

NEW LED LIGHTS FROM I-LIGHTING™ LED LIGHTING SIMPLIFIED

<div>New for 2016!</div> <div>PRODUCT</div> <div><div><div>Color: Black Bronze*</div><div>LED: Clear White Warm Yellow*</div></div><div>*Custom Order Only</div></div>														
	<div>HAT PATH LIGHT</div> <div>1-WATT</div>		<div>HAT PATH LIGHT KIT</div> <div>1-WATT*</div>		<div>GLASS PATH LIGHT</div> <div>1-WATT</div>		<div>GLASS PATH LIGHT KIT</div> <div>1-WATT*</div>		<div>UPLIGHT</div> <div>7-WATT</div>		<div>UPLIGHT KIT</div> <div>7-WATT*</div>			
	NOTE		Sold By Case Only 5 Per Case		5 Light Kit		Sold By Case Only 5 Per Case		5 Light Kit		Sold By Case Only 4 Per Case		4 Light Kit	
	PRICE		PER CASE		PER KIT		PER CASE		PER KIT		PER CASE		PER KIT	
PRICE - EACH														

New for 2016!	<div>Colors: Black, Bronze and Grey</div>					
						
	<div>WALL/TREAD HARDSCAPE LIGHT 1-WATT</div>		<div>ILUMA LIGHT KIT 3" 1.6-WATT PER FT.*</div>		<div>ILUMA LIGHT KIT 6" 1.6-WATT PER FT.*</div>	
	<div>WALL/TREAD HARDSCAPE LIGHT KIT 1-WATT*</div>		<div>ILUMA LIGHT 3" 1.6-WATT PER FT.</div>		<div>ILUMA LIGHT 6" 1.6-WATT PER FT.</div>	
NOTE	Sold By Case Only 10 Per Case	10 Light Kit	Sold By Case Only 10 Per Case	10 Light Kit	Sold By Case Only 10 Per Case	10 Light Kit
PRICE	PER CASE	PER KIT	PER CASE	PER KIT	PER CASE	PER KIT
PRICE - EACH						

* Note:

All Kits include a 25' Connector Cable, Y Connector and 75 Watt DC Power Supply.

- Hat and Glass Pathlight Kits include 10' Connector Cables (5).
- Up light kit includes 10' and 5' Connector Cables (2 of each).
- Hardscape Light Kit includes 5' Connector Cable (10).
- Iluma Light Kit 3" and 6" Kits include 5' Connector Cables (10).

THE ILIGHTING LED DEMO SALES KIT


You Have To Show It To Sell It!

Included in this kit is:

- | | | |
|----------------------------|---------------------------------|-------------------------|
| 1 - Hat Path Light | 1 - Black iluma 5mm | 1 - 5' Connector Cable |
| 1 - Glass Path Light | Hardscape Light Kit - 3" | 1 - 10' Connector Cable |
| 1 - Black Uplight | 1 - 15 Watt Power Supply with 5 | 1 - Large "Y" Connector |
| 1 - Bronze Hardscape Light | Button Remote Dimmer/Timer | 1 - Sample Bag |


PER KIT

NEW LED LIGHTS ACCESSORIES

	PRODUCT	QUANTITY	PRICE PER PACK	PRICE EACH
	Y-CONNECTOR	Pack of 5		
	5' CONNECTOR CABLES	Pack of 20		
	10' CONNECTOR CABLES	Pack of 20		
	25' CONNECTOR CABLES	Pack of 5		
	50' CONNECTOR CABLES	Pack of 5		

12 Volt DC Power Supply with Photo Eye Sensor and 6' power cord which includes a 5 Button RF Remote Dimmer and Timer.

Our power supply can only be used with ilighting lights

	PRODUCT	QUANTITY	PRICE EACH
	100 WATT	1	
	75 WATT	1	
	50 WATT (CUSTOM ORDER)	1	
	25 WATT (CUSTOM ORDER)	1	

SIZE IN INCHES	6" L x 7/8" W x 7/8" H
NOTE	Per Kit
PRICE PER KIT	

48 COLOR LIGHTING OPTIONS IN ONE!

Select one light color or run 16 different color changing combinations by remote control.




CAMBRIDGE 5-PC. LED WALL LIGHT KIT

0.75 - 2 Watt (LED)







Remotely changes colors of five light bars in your wall design. Kit includes: five 6" color changing light bars, one transformer, two 3-way splitters, remote control device and stainless steel mounting brackets. Cast brass fixtures have a less conspicuous design with only a 7/8" wide and 7/8" high visible profile so you see the light, not the fixture!



CAMBRIDGE STONE VENEER

Collections	Canyon Ledge	Castle Stone	Tuscan Fieldstone
Available Colors: Chestnut Midnight Slate Santa Fe Autumn Blend			
Average Stone Dimensions	Length 8" - 22" Height 1" - 8" Thickness 1" - 2 1/2"	Length 4 1/2" - 14" Height 3 1/2" - 10 1/2" Thickness 1 1/2" - 3"	Length & Height: Irregular Shapes from 5" - 17" Thickness 1" - 2"
Flats Sq. Ft. Per Pallet/Weight <small>(Full Weights Will Fluctuate and Are Not Exact)</small>	120 Sq. Ft./1,200 Lbs. <small>(Sold in Full Pallets Only)</small>	120 Sq. Ft./1,725 Lbs. <small>(Sold in Full Pallets Only)</small>	120 Sq. Ft./1,085 Lbs. <small>(Sold in Full Pallets Only)</small>
Pricing	\$ _____ Per Sq. Ft.	\$ _____ Per Sq. Ft.	\$ _____ Per Sq. Ft.
Flats Sq. Ft. Per Handy Pack/Weight	10 Sq. Ft./100 Lbs. <small>(Sold in Full Handy Packs Only)</small>	8 Sq. Ft./107 Lbs. <small>(Sold in Full Handy Packs Only)</small>	9 Sq. Ft./80 Lbs. <small>(Sold in Full Handy Packs Only)</small>
Pricing	\$ _____ Per Sq. Ft.	\$ _____ Per Sq. Ft.	\$ _____ Per Sq. Ft.
Corners LF Per Handy Pack/Weight	8 LF/88 Lbs. <small>(Sold in Full Handy Packs Only)</small> NEW PACKAGING	5 LF/93 Lbs. <small>(Sold in Full Handy Packs Only)</small>	7 LF/80 Lbs. <small>(Sold in Full Handy Packs Only)</small>
Pricing	\$ _____ Per Linear Ft.	\$ _____ Per Linear Ft.	\$ _____ Per Linear Ft.

Accessories

Colors	Autumn Leaves <small>Complements Chestnut</small>	Morning Mist <small>Complements Midnight Slate</small>	Indian Brown <small>Complements Santa Fe</small>	Sandy Buff <small>Complements Autumn Blend</small>
	Accessories	Dimensions	Pieces Per Box	Price Per Box
Small Soldier		Width 4" x Height 5" Thickness 1 1/2"	10 <small>(Sold by the Box Only)</small>	\$ _____ Box \$ _____ Piece
Large Soldier		Width 6" x Height 8" Thickness 1 1/2"	12 <small>(Sold by the Box Only)</small>	\$ _____ Box \$ _____ Piece
Water Table Sill <small>(with rock face)</small>		Length 18" Back Height 2 1/2" - Front Height 2" Reveal 2 3/4"	4 <small>(Sold by the Box Only)</small>	\$ _____ Box \$ _____ Piece
Shutter Block	 <small>*Available in Indian Brown and Sandy Buff Only</small>	Length 13" Width 2 1/2" Height 2 1/2"	4 <small>(Sold by the Box Only)</small>	\$ _____ Box \$ _____ Piece
Small Keystone		Top Width 8" - Bottom Width 6" Height 10" Thickness 1 1/2"	4 <small>(Sold by the Box Only)</small>	\$ _____ Box \$ _____ Piece
Large Keystone		Top Width 10" - Bottom Width 6" Height 13 1/2" Thickness 1 1/2"	3 <small>(Sold by the Box Only)</small>	\$ _____ Box \$ _____ Piece
Fixture		Width 8" x Height 12" Thickness 1 1/2" (4" Dia. Hole Centered)	2 <small>(Sold by the Box Only)</small>	\$ _____ Box \$ _____ Piece
Receptacle		Width 5" x Height 8" Thickness 1 1/2" (Single Receptacle Hole)	2 <small>(Sold by the Box Only)</small>	\$ _____ Box \$ _____ Piece
Double Receptacle		Width 8" x Height 8" Thickness 1 1/2" (Dbl. Receptacle Hole)	2 <small>(Sold by the Box Only)</small>	\$ _____ Box \$ _____ Piece


*Shutter Block is available in Sandy Buff (complements Midnight Slate & Autumn Blend) and Indian Brown (complements Chestnut and Santa Fe) Only.

OUTDOOR LIVING COLOR SELECTION GUIDE



	Bluestone Blend	Limestone Quarry Blend	Midnight Slate	New England Blend	Onyx/Chestnut	Onyx/Natural	Riverbed Blend	Ruby/Onyx	Sahara/Chestnut	Sahara/Chestnut Lite	Sandstone Blend	Santa Fe	Toffee/Onyx	Toffee/Onyx Lite	Toffee/Onyx/Mauve
Fully-Assembled Gas Fire Table															
Olde English Wall Square Fire Pit Kit															
Olde English Wall Round Fire Pit Kit															
Pyzique Round Fire Pit Kit Split Face															
Pyzique Round Fire Pit Kit Renaissance															
MaytRx Square Fire Pit Kit Split Face															
MaytRx Square Fire Pit Kit Renaissance															
Ledgestone Radius Wall Round Barbeque & Fire Pit Kit															
Fully-Assembled Olde English Outdoor Fireplace & Waterfall/Firewood Box															
Olde English Wall Fireplace Kit & Firewood Box Kit															
Olde English Paver Fireplace Kit & Firewood Box Kit															
MaytRx Split Face Fireplace Kit & Firewood Box Kit															
MaytRx Renaissance Fireplace Kit & Firewood Box Kit															
Fully-Assembled The Berkshire Outdoor Fireplace & Firewood Box															
Fully-Assembled Stone Veneer Outdoor Fireplace & Firewood Box															
Fully-Assembled Outdoor Kitchen															
Olde English Wall Outdoor Kitchen Kit															
MaytRx Wall Kitchen Kit Split Face															
MaytRx Wall Kitchen Kit Renaissance															
Fully-Assembled Stone Veneer Kitchen															
Fully-Assembled Pizza Oven															
Olde English Wall Pizza Oven Kit															
MaytRx Wall Pizza Oven Kit Split Face															
MaytRx Wall Pizza Oven Kit Renaissance															
Fully-Assembled Outdoor Grill Island															
Olde English Wall Grill Module Kit															
MaytRx Wall Grill Module Kit Split Face															
MaytRx Wall Grill Module Kit Renaissance															
Ledgestone Wall Grill Module Kit															
Fully-Assembled Stone Veneer Grill Island															
Olde English Wall Bar Module Kit															
MaytRx Wall Bar Module Kit Split Face															
MaytRx Wall Bar Module Kit Renaissance															
Olde English Wall Patio Pub & Bistro Table Kit															
MaytRx Wall Patio Pub & Bistro Table Kit Split Face															
MaytRx Wall Patio Pub & Bistro Table Kit Renaissance															
Ledgestone Wall H2OnFire															
Olde English Wall Rectangular & Round Waterfall Kits															
Olde English Wall Fountain Kit															
Pyzique Wall Fountain Kit Split Face															
Pyzique Wall Fountain Kit Renaissance															
Fully-Assembled Grand Columns & Grand Column Mailboxes															
MaytRx Column Kit Split Face															
MaytRx Column Kit Renaissance															
Olde English Column Mailbox Kit															
MaytRx Column Mailbox Kit Split Face															
MaytRx Column Mailbox Kit Renaissance															

WALLSTONES COLOR SELECTION GUIDE



	Coal	Mocha	Bluestone Blend	Limestone Quarry Blend	New England Blend	Onyx/Chestnut	Onyx/Natural	Riverbed Blend	Ruby/Onyx	Sahara/Chestnut	Sahara/Chestnut Lite	Sandstone Blend	Toffee/Onyx	Toffee/Onyx Lite	Toffee/Onyx/Mauve
Olde English Wall															
Olde English Radius Wall															
MaytRx Split Face: 3" & 6", Corners & All Wall & Column Caps & Hats															
MaytRx Renaissance: 3" & 6", Corners & All Wall & Column Caps & Hats															
Cambridge 6" Split Face Stretcher Stone															
Cambridge 6" Renaissance Stretcher Stone															
Pyzique Split Face															
Pyzique Renaissance															
Cambridge Ledgestone Wall & Corner / Radius Wall & Corner															
Sigma 6" & 8" Split Face Wall & Corners															
Sigma 6" & 8" Renaissance Wall & Corners															
Edgestone															
Curbstone															

32